

IPMS-Flight 19
October 10, 2019 Meeting

Meeting Place: First Church of the Nazarene
916 NE 4 ST
Pompano Beach FL 33060
7:30pm – 9:45pm

Members in attendance:

Gene Beadle	Eric Olson
Butch Bryan	Chuck Patterson
Tim Bryant	Danny Price (guest)
Scott Caldwell (guest)	Kyle Rodgers
Don Danforth	Juan Santiago
Jim Decker	Jeff Selker (guest)
Jeff East	Ralph Severino
Peter Frearson	Mike Skurda
Matt Gerken	Peter Tarpinian
Eric Gonzalez	Galo Terrazas
Dillon LeBlanc	Matt Ziegler

Absent: Lynn Delacroix (academic class), David Kennedy (illness),
Bill Koster (recuperating after hospital stay), JT Occhialini (late work)

The meeting was called to order by President Jeff East at 7:30pm.

President East gave a brief summary of club finances which are positive and solvent after major expenses for Modelfest IX 2020 have been funded/paid.

NOTE: Our IPMS chapter renewal is due by the end of 2019 and President East encouraged all Flight 19 members to become card carrying members of IPMS before the end of the year, if they are not already IPMS members.

Flight 19 Christmas Party: As is our practice, the club Christmas Party/Meeting is normally held on a Friday in December instead of our usual Thursday meeting date. President East announced that the 2019 Christmas Party is now scheduled for Friday, December 6, 2019. Pizza and chicken wings along with salad (and more) is the culinary fare! Cost per person is either \$5 or a new, sealed model kit to be used for raffles—your choice! Come with a big appetite. There will also be tables set up for those who want to sell, buy or trade model kits, so bring lotsa money!

Modelpalooza: At least 10 Flight 19 members intend to go to the Modelpalooza contest/show being held in Kissimmee, Florida from October 18-20, 2019 (see details, below).

***Upcoming Show Announcements:**

10/11-12/2019—40th NNL (National Nameless Luminaries) Nationals Toledo OH (Model Car Show)

10/18-20/2019—Modelpalooza 2019, Kissimmee FL

11/2/2019—ACME Southern Nationals, Smyrna GA (Model Car Show)

11/9/2019—Southlandz Show, Tampa area (Model Car Show)

1/25/2020—Toy Soldier Show, Lantana FL (**Tentative Date**)

2/8/2020—JAX CON, Jacksonville FL

2/29/2020—Modelfest IX, Flight 19, Pompano Beach FL

3/8/2020—MOPAR Car Show, University Dodge, Davie FL

7/29 – 8/1/2020—2020 IPMS Nationals, San Marcos TX

2021 IPMS Nationals, Las Vegas NV

2022 IPMS Nationals, Omaha NE

“MODELFEST IX 2020”: **YES**, there will be a Modelfest IX in 2020. **Modelfest IX** will take place on **Saturday, February 29, 2020**, at the **Emma Lou Olson Civic Center in Pompano Beach (1801 NE 6 ST, Pompano Beach FL 33060)**.

The contest theme will be anything related to **“CATS.”** Butch Bryan is involved in marketing the contest and is actively (and successfully) soliciting corporate sponsors! Food will be available at the contest venue, but details are still being worked out. More information will follow as it develops in coming months, but start building your kits in anticipation of entering the competition at Modelfest IX 2020.

Butch Bryan has received a commitment from Sawgrass Ford that it will sponsor the trophies for the top three categories (Best of Show, etc.) at ModelFest IX 2020. In addition, plans are being discussed to possibly have a new 1:1 special Ford automobile on display at the ModelFest IX 2020 site! Adam Weinstein previously announced that he is in the process of getting sponsors for all the car categories at ModelFest IX 2020. Anyone interested in sponsoring an individual trophy category may do so and the cost is only \$30 per award/category. Contact Butch Bryan if you are interested or know someone who would be willing to sponsor an award.

***Flight 19 Facebook Page:** <https://www.facebook.com/groups/569054983428871/about/>

Butch Bryan has continued to post photos from our club meetings (including tonight’s meeting) and various contests to our Facebook page. He will continue to add photos and announcements and encourages members to send him photos that they would like to see published on the Flight 19 Facebook page. While our club Facebook page is a “public” page, you need to be a Facebook member in order to access the page.

Butch Bryan, our webmaster-in-training, is in the process of developing a new Flight 19 website. Currently, it can be found at <https://butchbryan2002.wixsite.com/mysite> if any member wants to check it out. Remember, it is under development. Presently, it has links to (1) the IPMS National club website; (2) the Flight 19 Facebook page; and (3) the Models for Troops website.

IPMS Rum Runners: Some members of IPMS Rum Runners apparently meet informally in South Miami each Saturday at 10am at the Micro Macro Mundo hobby shop which is located at 7564 SW 117 AVE, Miami FL 33183. In addition, Rum Runners also holds a monthly formal meeting there, usually on the last Saturday of the month. Members of Flight 19 are welcome to visit at either occasion and the side advantage is that Micro Macro Mundo stocks excellent kits (e.g., Tamiya, Revell, etc.) at reasonable prices. So...if you go for the fellowship, you can also buy nice plastic kits at good prices! P.S.—be sure to bring your passport, remember, it is *South* Miami.

Hobby Shop News: On Saturday, Oct. 5, 2019, Butch Bryan led a small group of Flight 19 members and friends to Florida's southwest coast to visit Victory Hobbies (formerly Metro Trains and Hobbies) in Ft. Myers and Family Hobbies in Naples. Victory is known for its line of outstanding decals and is bringing in lots of new inventory to the store including model kits, aftermarket detail items and has added a kit collections section devoted to sales of older and rarer model kits. Family Hobbies also stocks older kits acquired from collections. Club members reported that the trip was well worth it and they came back flush with kits, paints and aftermarket goodies--also with lighter wallets. Everyone on that trip said that they would enjoy going over to the southwest coast periodically to visit the shops and spend money in the future!

Gun Camera DVDs: DVDs of WW II gun camera footage from 2Lt. John W. Gokey were available for club members who were interested. The DVDs contain about 7 minutes of gun camera footage including some early air-to-air shots of Me-262 jet fighters easily pulling away from Gokey's P-51D.

***Show & Tell:**

Peter Tarpinian brought two Monogram 1/48 scale P-51 Mustang kits tonight. The first was his kitbash, conversion of a P-51D to a two-engine, counter-rotating propeller version that he previously built for a club "Mustang" build a few years ago. He also finished it with aluminum foil. A truly creative and inspirational model. The other Mustang was a straight out-of-the-box build of a P-51B. Pete undertook that build for a short mental relaxation break. He said it was therapeutic to not have to worry about super detailing a kit. It was building for the fun of building!



Pete also “competed” in the club Lindberg group build, but other than acquiring a Lindberg 1/48 scale kit of the XF-91 Thunderceptor, he didn’t get too far with the build. It is good, however, to see the vintage box art for that kit.



Eric Olson brought an all metal 1/50 scale desk model of an HFB-320 Hansa Jet in the markings of Executive Airlines (it is an accurate depiction of the airline paint scheme). He did not build this model, but brought it to the meeting to show members what you can occasionally find at vendor tables at different model shows. This particular model was found at a recent model train show and was purchased along with a slightly damaged identical model for what amounts to a give-away price. He mentioned that he has, at different times, been able to purchase plastic model kits of aircraft at train shows, also at very low prices. Eric encourages club members to frequent other local shows since you never know what kinds of bargains may be available at reasonable prices. Beside that fact, you also get to meet some pretty nice folks at the shows.



Dillon LeBlanc displayed two of his recent builds. The first was a Revell 1/48 scale F-16A in USAF Thunderbirds markings. He said this was a quick build on his part, just to see how the kit went together. His second model was a Minicraft 1/144 scale Boeing 757 airliner in American Airlines markings. He used a generic rattle spray can to apply the silver finish, but the paint smudges if handled roughly. Still, it looks like a real American Airlines 757. The club members are amazed at Dillon’s eclectic collection of models; he doesn’t just build one subject or in a single scale! Keep up the good work!!!



Kyle Rodgers, impresses everyone with the quality of his models. He brought two beauties to the club meeting for display. His Hasegawa 1/48 scale SBD Dauntless dive bomber is finished in a scheme that represents the USS Enterprise air wing during the Battle of Midway. He used Tamiya paints for weathering panel lines and pastels for panel weathering. Incidentally, he did not use photo-etch brass for the dive flaps—he individually drilled out the lightening holes in the dive flaps. He now sees the optometrist on a weekly basis.



Kyle's other model was an Italeri 1/48 scale Ju-87 Stuka dive bomber. It's a good kit per Kyle with a good cockpit representation right out of the box. He added cut copper wire in the cockpit to simulate spent machine gun cartridges. The engine is almost a model in itself! A very impressive model.



Butch Bryan has completed work on his AMT 1/537 scale USS O'Bannon Federation Starship. It's an Abbe class photon torpedo destroyer. Butch designed and constructed a custom built stand for the model and it really allows for a unique, but strong presentation of the model. The club members also feel that this model has award winning potential for future contests.



Butch's Polar Lights 1/350 scale USS Shayu NCC-2026 was on display, but there are no photos available from tonight's meeting. He brought it primarily to demonstrate the effect of lighting the kit with an aftermarket lighting kit and Tena controls. In a darkened room, the lighting is stunning, including a lighted hangar bay for shuttle craft. That model also includes a lot of scratch building by Butch. Another potential award winner!

Butch has practically finished his Lindberg 1/48 scale Curtiss P-6 Hawk, bi-plane fighter. It is his entry in the club Lindberg group build. He reports that the kit decals are pretty bad, but that the kit is actually a good kit to build. It's Butch's first biplane kit and his first attempt at rigging; he says he's willing to build another P-6E kit, too!



Tim Bryant was able to show two of his armor models tonight. The first was his entry in the Lindberg group build—a 1/35 scale Russian T-55 battle tank. His comments at previous club meetings regarding this kit were uniformly negative, but the finished product looks good! He “gravity stretched” the tracks to lengthen them and they still ended up a little short. He managed to practically eliminate the gaps and pinned them to keep the tracks from separating. Smaller parts had a tendency to break easily, too. Tim used acrylic base paint and weathered using oil paints.




Tim’s other tank model was the Dragon 1/35 scale Panzer II from WW II. It is a work-in-progress (WIP), but it has an interior as part of the kit! He reports that the tracks are really small and they are also fragile. The kit still needs to be weathered, but Tim is turning into a weathering master!




Jim Decker, continuing a theme he started last meeting, brought some more odds ‘n ends to the meeting. These all had direct application to modeling and included small parts used in architectural model building and aftermarket parts used by train modelers, such as miniature light lenses, etc.

Jeff Selker, a local artist and car modeler extraordinaire, attended tonight's meeting and brought his AMT 1/24 scale 1967 Mercury Comet Cyclone model. It sports one of his custom airbrush painted finishes and has a scratch built interior and a detailed engine. It is a truly beautiful model.



Matt Ziegler had a WIP Lindberg 1/48 scale Lockheed Vega kit on the table tonight. It's in white primer, which caused the fuselage seam to split after it was applied, and has an aftermarket engine under the cowling. Matt reports that the canopy is molded in overly thick clear plastic and that the kit has only a very basic interior. That said, the shape/outline of the kit is good. It will be a stunner when Matt completes construction.




Juan Santiago, attending his second meeting as a new member, brought three of his models to share with the club. The first was his entry in the Lindberg group build, the 1/48 scale Grumman JRF Goose twin-engine amphibious utility plane. As with most Lindberg legacy kits, it has raised panel lines and rivets along with an extremely lacking interior. Another negative was the canopy glass which was supplied in three individual, ill-fitting pieces. Juan's opinion was that the original kit was the essence of "horrible." In order to make the model presentable, Juan substituted many parts and engaged in a little bit of scratch building, too.



Juan's other two kits, a Revell 1/48 scale Albatros DIII and a Miniart 1/35 scale British Mk. II armoured car looked fantastic. Presumably, they were not as "horrible" as the aforementioned Lindberg Grumman Goose kit.




Galo Terrazas is building a WIP Lindberg 1/600 scale kit of the USS Manchester. It is a Baltimore class heavy cruiser. He intends to add photo-etched railings before the kit is completed, too.



Eric Gonzalez is one of our newest and most capable members. He brought his Polar Lights 1/350 scale Klingon Battle-Cruiser from the Star Trek series. He intends to enter this in the upcoming Modelpalooza contest. Clear contact paper was used to mask the model for painting and Eric has masterfully lighted the model to simulate the muted lighting seen on the Star Trek TV series. Everyone in the club thinks that this model has award winning potential for the upcoming contest in Kissimmee.



Chuck Patterson brought his WIP Lindberg kit of the “General Lee” paddle wheeler. He says it is a rough kit and feels like he takes two steps forward and one-and-a-half steps backward with every construction move that he makes on this model. Regardless, it sure appears that it will be nicely done when completed.



Jeff East's model is last, but not least. It was Jeff's entry in the Lindberg group build and is the 1/288 scale Landing Ship Dock (LSD) motorized kit previously issued as the USS Tortuga. He painted it in the USN measure 21 camouflage scheme, but reports it is a rough kit to build and has major fit problems. Overall, however, he did a creditable job in getting the kit to look so good. The photo on the left is from last month's meeting as a contrast to the current state of completion.



Lindberg Model Kit Group Build

At the risk of some slight repetition, here is a collection of the Lindberg models that were part of the club group build. Kudos to the members who undertook this daunting task!



Here are a few random photos of some members (not too scary) attending tonight's meeting.



Raffle: The raffle prize of an Italeri 1/72 scale SH-3D Sea King helicopter (known as “Old 66”) used in the Apollo 11 recovery was happily won by one of our new members, Eric Gonzalez! Congratulations.



**Next meeting will be on Thursday, NOVEMBER 14, 2019.
SAME PLACE, STARTING AT 7:30PM!**

Tonight's meeting concluded at approximately 9:40pm (with stragglers hanging around till about 10:00pm).

Minutes recorded by Eric Olson....