

IPMS-Flight 19
September 12, 2019 Meeting

Meeting Place: First Church of the Nazarene
916 NE 4 ST
Pompano Beach FL 33060
7:35pm – 9:55pm

Members in attendance:

Gene Beadle	Dillon LeBlanc
Butch Bryan	Eric Olson
Tim Bryant	Juan Santiago
Jim Decker	Mike Skurda
Jeff East	Adam Weinstein
Peter Frearson	James Wilbanks
Eric Gonzalez	Matt Ziegler

Absent: Don Danforth (late work), Lynn Delacroix (academic class),
David Kennedy (illness), Bill Koster (recuperating after hospital stay),
JT Occhialini (late work), Ralph Severino (bad knee)

The meeting was called to order by President Jeff East at 7:45pm.

President East gave a brief summary of club finances which are positive and solvent after major expenses for Modelfest IX 2020 have been funded/paid.

NOTE: Our IPMS chapter renewal is due by the end of 2019 and President East encouraged all Flight 19 members to become card carrying members of IPMS before the end of the year, if they are not already IPMS members.

Group Build: Some members have agreed to a “**Build a Lindberg Kit Group Build**” and will bring a completed Lindberg kit to the Flight 19, October 10, 2019 meeting. There are no restrictions on subject matter—just that it has to be a Lindberg kit and members are free to join the group build at any time. There was a short discussion of progress by participants with some commenting that they were impressed with the fit of the old Lindberg kits despite some weaknesses such as non-existent cockpit details, brittle plastic, etc. There should be some interesting models at the October 10, 2019 club meeting!

Flight 19 Christmas Party: As is our practice, the club Christmas Party/Meeting is normally held on a Friday in December instead of our usual Thursday meeting date. President East stated that the church is finalizing dates in December for its holiday celebrations and will soon let him know which Friday dates are available for our Christmas party. Currently, it appears that we may have a choice of either December 6, 2019, or December 13, 2019. Club members prefer the earlier date so that it doesn't conflict with members' travel or shopping plans in December; we don't want the meeting to be too close to the actual holiday. President East will choose the earliest Friday date that is available to the club. More information at next month's club meeting.

Modelpalooza: At least 10 Flight 19 members intend to go to the Modelpalooza contest/show being held in Kissimmee, Florida in October (see details, below).

***Upcoming Show Announcements:**

10/11-12/2019—40th NNL (National Nameless Luminaries) Nationals Toledo OH (Model Car Show)

10/18-20/2019—Modelpalooza 2019, Kissimmee FL

11/2/2019—ACME Southern Nationals, Smyrna GA (Model Car Show)

11/9/2019—Southlandz Show, Tampa area (Model Car Show)

12/7/2019—Model Car Creations Club, Table Top Nationals, ACE Café, Orlando FL (**Tentative Date**)

1/25/2020—Toy Soldier Show, Lantana FL (**Tentative Date**)

2/8/2020—JAX CON, Jacksonville FL

2/29/2020—Modelfest IX, Flight 19, Pompano Beach FL

3/8/2020—MOPAR Car Show, University Dodge, Davie FL

7/29 – 8/1/2020—2020 IPMS Nationals, San Marcos TX

2021 IPMS Nationals, Las Vegas NV

2022 IPMS Nationals, Omaha NE

“MODELFEST IX 2020”: YES, there will be a Modelfest IX in 2020. **Modelfest IX** will take place on **Saturday, February 29, 2020**, at the **Emma Lou Olson Civic Center in Pompano Beach (1801 NE 6 ST, Pompano Beach FL 33060)**.

The contest theme will be anything related to **“CATS.”** Butch Bryan is involved in marketing the contest and is actively (and successfully) soliciting corporate sponsors! Food will be available at the contest venue, but details are still being worked out. More information will follow as it develops in coming months, but start building your kits in anticipation of entering the competition at Modelfest IX 2020.

Butch Bryan has received a commitment from Sawgrass Ford that it will sponsor the trophies for the top three categories (Best of Show, etc.) at Modelfest IX 2020. In addition, plans are being discussed to possibly have a new 1:1 special Ford automobile on display at the Modelfest IX 2020 site! Adam Weinstein announced that he is in the process of getting sponsors for all the Modelfest IX 2020 car categories; he should have more details at the October 2019 meeting.

Anyone interested in sponsoring an individual trophy category may do so and the cost is only \$30 per award/category. Contact Butch Bryan if you are interested or know someone who would be willing to sponsor an award.

***Flight 19 Facebook Page:** <https://www.facebook.com/groups/569054983428871/about/>

Butch Bryan has continued to post photos from our club meetings (including tonight's meeting) and various contests to our Facebook page. He will continue to add photos and announcements and encourages members to send him photos that they would like to see published on the Flight 19 Facebook page. While our club Facebook page is a "public" page, you need to be a Facebook member in order to access the page.

Butch Bryan, our webmaster-in-training, is in the process of developing a new Flight 19 website. Currently, it can be found at <https://butchbryan2002.wixsite.com/mysite> if any member wants to check it out. Remember, it is under development. Presently, it has links to (1) the IPMS National club website; (2) the Flight 19 Facebook page; and (3) the Models for Troops website.

IPMS Rum Runners: Some members of IPMS Rum Runners apparently meet informally in South Miami each Saturday at 10am at the Micro Macro Mundo hobby shop which is located at 7564 SW 117 AVE, Miami FL 33183. In addition, Rum Runners also holds a monthly formal meeting there, usually on the last Saturday of the month. Members of Flight 19 are welcome to visit at either occasion and the side advantage is that Micro Macro Mundo stocks excellent kits (e.g., Tamiya, Revell, etc.) at reasonable prices. So...if you go for the fellowship, you can also buy nice plastic kits at good prices! P.S.—be sure to bring your passport, remember, it is South Miami.


Hobby Shop News: Butch Bryan announced that Metro Trains and Hobbies in Ft. Myers has been purchased by Victory Hobbies and is now under new ownership/management. Victory is known for its line of outstanding decals and is bringing in lots of new inventory to the store including model kits, aftermarket detail items and a kit collections section devoted to sales of older and rarer model kits. Butch is planning on a "field trip" to Victory Hobbies in the near future and club members are welcome to join in the fun. Details next month! In addition to Victory Hobbies, west coast hobby shops are also located in Naples (Family Hobbies) and Port Charlotte (K&K Hobbies).

***Show & Tell:**

James Wilbanks, as noted in prior minutes of our club meetings, is endeavoring to do a diorama of a Russian KV-1 tank being taken out by a German Nashorn armored vehicle. This month he brought in the Dragon Model 1/35 scale Sd.Kfz. 164 Nashorn work-in-progress (WIP). He's working on the exterior camouflage for the body and the gun. The upper deck camouflage is now completed. James reports that the plastic for this kit is quite brittle and, despite his efforts to be careful, he has broken a number of small parts when removing them from the plastic sprues. Regardless, he will do a fantastic job when the kits are completed—he always does!




Dillon LeBlanc continues to show his creative side each time he attends a club meeting! Tonight he brought two very nice models. The first model that he discussed was his Italeri 1/48 scale V-22 Osprey. The Italeri kit is the only 1/48 kit of the Osprey which is odd since the Osprey is now in active service and has been deployed in both military and civil/humanitarian arenas. (They are in use in the Bahamas, post-Hurricane Dorian.) The kit provides markings for a USMC MV-22. Dillon used Testors rattle can Gunship Grey paint for the camouflage which looks great. He says the paint initially didn't seem to completely dry and could be smudged. Regardless, the Osprey looks impressive in 1/48 scale especially since the rotors spin and the nacelles can be rotated, too.



Dillon's second model was the Monogram 1/48 scale AV-8B Harrier which he did in USMC markings in a gear-up (retracted) mode. He intends to have it mounted as if in-flight. Good job!



Butch Bryan is continuing to work on his AMT 1/537 scale USS O'Bannon Federation Starship. It's an Abbe class photon torpedo destroyer. He's finished masking and painting the top of the starship and you really need to see it in person to discern the subtle variations in color. The conversion to the torpedo destroyer is completed and looks as good as a mass produced plastic injection model.



Butch is also continuing to make progress on his Lindberg 1/48 scale Curtiss P-6 Hawk, bi-plane fighter. According to him, it is actually a pretty good little kit. He's currently drilling holes for the rigging and says that it is no fun—the instructions are not very detailed and there are no locating holes or dimples to show locations that need to be drilled. In addition, Butch said application of the kit decals should not be easy due to the fact that there are a lot of compound curves on the model. He'll get it right, cause he's prepared to work diligently to complete the model in time for the Lindberg group build at our October meeting.



Tim Bryant apparently has taken a temporary break from ship building with his magnificent 1/350 scale Yamato falling farther behind in the “to build/complete” queue. Tonight he brought in two aircraft and one tank model—all are works-in-progress (WIP). There was also a discussion about his Lindberg 1/35 scale T-55 Russian tank model that he brought to last month’s club meeting. It’s his future entry in the Lindberg model group build. A photo from last month’s meeting is shown below. Tim had mentioned that it came with rubber tracks, but that the tracks were too short in length to be connected around the tank sprockets. He’s solved that problem by gravity stretching and stapling the tracks together (there is still a slight gap even after stretching). He will hide the staples/gap behind fender skirts on the completed model.



The tank that Tim brought to tonight’s meeting is his Dragon 1/35 scale German King Tiger tank from WW II. The tank is now camouflaged. Tim says the kit is extremely over-engineered with a zillion parts.



Along with the King Tiger tank, Tim brought two 1/48 scale WW II fighters: an Me-109 and an F4U Corsair. The Me-109 is the Tamiya kit and it is in the tropical configuration with a sand filter attached to the carburetor air intake and camouflaged in the north African desert scheme. The Corsair is the Academy kit and Tim started building it during the wait for Hurricane Dorian which, fortunately, skipped our part of Florida. He added seat belts, because the kit lacks a decent interior, and he also detailed the landing gear. The paint scheme is an excellently weathered US Navy tri-color camouflage. The subtle panel weathering has got to be seen to be believed. Photos don’t do it justice.





Jim Decker brought some odds 'n' ends to the meeting. These were items that Jim had modified to create some modeling tools and helpful devices. Unfortunately, there are no photographs to show, but the following descriptions should be adequate to give you an idea of each item. First, was a non-spill holder for Microscale's MicroSol and MicroSet bottles. Jim took two wood napkin holder rings (diameters large enough to hold the Microscale bottles) and glued them to a wood base. Just place the MicroSol and MicroSet bottles in the individual holders and no tipping over due to the wood base. There were also cast-away plastic lids and cups from grocery items we all use and discard in the kitchen. Jim uses those to mix paints, hold drops of super glue, etc. He also makes mini-parts holders by taking wood skewers (you can buy them at the grocery store) and attaches mini-alligator clamps to one end. Some clamps have ferrules that can be crimped to the skewers while others may need to be super-glued to skewers. Finally, Jim had a small plastic, three-tier spice rack that he found handy for storing hobby paint bottles/tins on different tiers so you can read the labels without having to rummage through paint bottles/tins.

Juan Santiago is one of new members. He hails from Puerto Rico and came to the mainland a couple of years ago. He tends to build airplanes, helicopters, armor and military vehicles along with some figures. Whew! He brought some very nice models to tonight's meeting. A standout was his MIG 1/48 scale military ambulance. He said it didn't fit together very well and took lots of sanding and test fitting. The interior was bare so, while he didn't intend to do it, he detailed the interior! He is quite satisfied with the final outcome and so are we!



Another small military vehicle was his Tamiya 1/35 scale Kubelwagon. The figures he painted for the Kubelwagon really look good and add a lot to the vehicle.



The last armor piece that Juan brought was a Tamiya 1/35 scale German Panther tank from WW II. It has metal tracks and he used after-market zimmerit that actually looks real in 1/35 scale. The 1/35 scale figure of the German officer was included in the kit, too!



Juan's sole airplane model was a Hasegawa 1/48 scale F-4E/F Phantom that he detailed as an Israeli Air Force fighter as it appeared during the Yom Kippur War which was also known as the 1973 Arab-Israeli War. Great camouflage scheme and great airplane, too!



Finally, Juan finished a Hobby Boss 1/48 scale AH-1Z USMC attack helicopter. He used after-market machine guns and corrected some discrepancies in the engines. The kit engines are each identical, whereas there are actually differences between the two engines on the real helicopter. (Juan is retired from the USMC.) Decals for modern era USMC helicopters are hard to find, but Juan's chopper looks great! He said that it was fun to build it, too.



Eric Gonzalez is our second new member. Eric likes to model Sci-Fi, Star Trek, Star Wars and figure models and tonight he brought examples of each! His bust of the Phantom of the Opera is a WIP that looks like it's almost completed. It's a 1/4 scale Geometric Designs resin figure and, after Eric's handiwork, looks Phantastic!




The Star Trek entry is the Polar Lights 1/1,000 scale USS Reliant NCC-1941 conversion. The base/display stand came with the kit. Now, Butch Bryan has a new Star Trek buddy!



There are two Star Wars kits that Eric brought to the meeting. Both are snap-kits in 1/72 scale by Bandai. He modeled them based on studio models used in the Star Wars films. The first one is the Blue 1 fighter and the second is the Red Jammer fighter. Both look great!



Peter Frearson brought in WIP models of two fighter aircraft—one modern era and one from WW II. The WW II model is the Hobby Craft 1/32 scale P-51A kit which, for Peter, is an unusual scale for him to build. This is the Mustang fighter that is very similar to the A-36 Apache dive bomber, the difference being that the fighter doesn't have dive brakes. According to Peter, the parts fit isn't great and the kit plastic doesn't always react well to some styrene liquid glues. He's not going to be using decals and intends to mask and paint the markings. Also, he says the cockpit is not very good, so that probably means he'll use an after-market cockpit replacement. The modern era WIP is Peter's build for the club Lindberg kit group build. He's chosen to do the Lindberg 1/48 scale F7U Cutlass jet fighter. He hasn't decided on a final paint scheme, i.e., overall blue or grey over white, but it will be "in flight" since the model doesn't even attempt to have any representation of wheel wells. Can't beat those Lindberg kits for simplicity!



Adam Weinstein had two very interesting car models to display, both in 1/24 scale. The first is the Johan kit of a 1976 Cadillac which has been converted to a convertible since no 1976 Cadillac convertible plastic kit has ever been mass produced. Adam said the kit has a great body, but the rest is pretty basic. The Caddy was painted by his friend, Ritchie Jeffries, who is well known locally as a master painter and it shows! By the way, it's the same color as Adam's 1:1 Escalade.



The second model that Adam brought is the Alpha Model resin, 3-D printed model of a Bugatti Vision Gran Turismo. It is not an inexpensive kit, costing approximately \$175. Adam likes to do wild variations on themes and this model is no exception. He's modeled it as a Dubai police car since Dubai could afford a real Bugatti and they have some exotic police vehicles, too. He said the kit is pretty good and he used after-market decals. It took approximately 1 ½ to 2 months for him to complete the kit and he uses super glue (Lock-Tite brand) when building resin models.



Jeff East's model is last, but not least. Our resident ship builder, who prefers 1/700 scale ships, has chosen to do the Lindberg 1/288 scale Landing Ship Dock (LSD) motorized kit previously issued as the USS Tortuga. Jeff reports that the plastic is brittle and has resulted in a lot of breakage. Additionally, lots of putty has been used to this stage of construction. For example, the ship's hull halves were warped and the halves do not meet at the bow for starters. He intends to use photo-etched railings and other bits to finish off construction in time for next month's Lindberg kit group build.



Here are a few random photos of some members (not too scary) attending tonight's meeting along with some general photos showing models on display.





Raffle: The raffle prize of a 1/48 scale Eduard Tempest Mk. V series 2 was happily won by Matt Ziegler!



**Next meeting will be on Thursday, OCTOBER 10, 2019 (Remember to bring your Lindberg Kit Group Build Entry):
SAME PLACE, STARTING AT 7:30PM!**

Tonight's meeting concluded at approximately 10:00pm (with stragglers hanging around till about 10:30pm).

Minutes recorded by Eric Olson....