

**IPMS-Flight 19  
July 14, 2022**

Meeting Place  
First Church of the Nazarene  
916 NE 4 AVE  
Pompano Beach FL 33060  
7:35pm – 9:40pm

Members and Guests in attendance

Debbie Blok	David Kennedy
Steven Blok	Dillon LeBlanc
Kaitlynn Cooper	JT Occhialini
Jim Decker	Eric Olson
Jeff East	Dave Wallace
Timothy East	Courtenay Wang
Ness Gomez	James Wilbanks
Eric Gonzalez	Matt Ziegler

The meeting was called to order by President Jeff East at 7:35pm

**\*SPECIAL NOTE: The 50<sup>th</sup> Anniversary of IPMS Flight 19 is 2023. Our Modelfest 2023 contest and show will honor the club's 50<sup>th</sup> Anniversary and, according to Butch Bryan, will also serve as the IPMS Region 11 contest for 2023. The tentative date for Modelfest 2023 is Saturday, March 4, 2023. Butch Bryan, the wayward Okie from near Muskogee, will be handling the model raffle for Modelfest 2023. He will also be coordinating with IPMS-USA for such things as regional contest requirements, etc., in connection with Modelfest 2023.**

**Modelfest 2022 Update:**

Financial figures should be finalized and disclosed at the August 2022 meeting, but it appears that the club did have a positive outcome, after all expenses, from Modelfest 2022. Final financial figures are not yet available, because some of the expenses have yet to be billed; e.g., the final bill for the trophies (estimated to be around \$800) has yet to be received. Despite these pending expenses, the club finances remain solvent and it looks like there will be a positive gain from Modelfest 2022 when final figures are determined.

**Modelfest 2023 Update:**

**Pompano Beach Civic Center:** President East and Butch Bryan report that, at this time, the Pompano Beach Civic Center is still going to implement a 90-day maximum lead time for committing to lease the Civic Center premises for future events. **This limitation is NOT feasible for any future Modelfest contest/show**, because a longer lead time is needed to get such things as commitments from vendors, to get trophies manufactured and to prepare and disseminate advertising, etc. The City of Pompano Beach is willing to offer an alternative venue for Flight 19's future Modelfest contests/shows which will have longer lead times for committing to lease the

facilities, but none of those possible sites is large enough or suitable for holding a regional contest. **Consequently, the club is looking for a different venue that is suitable for Modelfest 2023.** President East announced that there appears to be a possible future site at a charter school located on Sample Road, but there would be no separate rooms for display and vendor areas, and the club would have to rent tables and set them up and break them down. (The additional expense for table rentals would impact any future income.) There are other potential venues being explored/evaluated in addition to the charter school. Jeff hopes to announce the new venue at the August meeting in order to move forward with a Modelfest 2023 contest/show.

#### **General Comments:**

**NOTE:** Minutes of the June 9, 2022, club meeting will be distributed, via email, next week. Sorry for the delay, but home/family life intervene.

**\*Jeff East** reports that his copy of the book, the **Encyclopedia of Aircraft Modelling (Vol. 1)**, by AMMO Mig Publications, still has not been returned to him. Whoever has Jeff's book, please make arrangements to return the book as soon as possible. It will be greatly appreciated by all the club members—especially Jeff.

**\*Model Contests:** There was a discussion about the recent Pamscon model show/contest in Plant City. Club members who attended the show had very positive comments on the quality of the models on display, the vendor area, and the congeniality of the hosts and those who attended. They unanimously felt the trip was worth the effort and look forward to attending Pamscon 2023 next summer.

The IPMS National Show/Contest is scheduled to take place later this month on July 20-23, 2022, in Omaha, Nebraska. Club members who plan to attend look forward to a great event and will brief the club at next month's meeting. [ed., take lotsa money.]

**GROUP PHOTOS:** Here is a selection of group photographs to brighten (or frighten) your day! Enjoy the photos.





**Flight 19 Facebook Page:** <https://www.facebook.com/groups/569054983428871/about/>

Butch Bryan has continued to post photos from our club meetings and various contests to our Facebook page. He will continue to add photos and announcements and encourages members to send him photos that they would like to see published on the Flight 19 Facebook page. While our club Facebook page is a “public” page, you need to be a Facebook member in order to access the page.

**IPMS Rumrunners:** IPMS Rumrunners has resumed meeting for face-to-face Saturday breakfast in South Miami. Rumrunners will generally meet after breakfast at either the Macro Micro Mundo retail store or at Maxwell Wee’s “clubhouse” in Hialeah. Details about the locations of the breakfast venues and Max’s “clubhouse” can be obtained from Lonnie Berry (C46A@aol.com) and on the Rumrunners “What’s App” account. Anyone interested in joining the Rumrunners “What’s App” video chat group should also contact Lonnie Berry at [C46A@aol.com](mailto:C46A@aol.com) for details.

**Model Car Creations IPMS Club:** MCC2 meets on the second and fourth Tuesdays of the month starting at 7pm at the following location:

Flippers Cinemas  
7001 Taft Street  
Hollywood FL 33024

For those planning to attend, enter the movie theater lobby and turn to the left. The meeting tables are at the extreme left in an alcove just past the concession stand. Food and drink is available for purchase. Richards Hardware Store, which is located at the southwest corner of the shopping center parking lot, has created a small hobby section in the store that stocks hobby supplies. Please feel free to stop by Richards Hardware Store during regular business hours to purchase those hard to find supplies you need to complete your models.

### **\*Upcoming Show Announcements:**

**July 20-23, 2022--IPMS Nationals, Omaha NE**

**October 7-9, 2022—Modelpalooza, Kissimmee FL**

---

**2023 IPMS Nationals, San Marcos TX**

**2024 IPMS Nationals, Madison WI**

### **\*Show & Tell:**


**Eric Gonzalez:** Mr. Gonzalez brought two space/Sci-Fi related models for display at tonight's meeting—both of them from the "Star Trek" movie franchise. Both models are resin kits in 1/72 scale by Cosmic Scale Models from the UK. The first is the Space Dock Tug from Star Trek. Eric is vacuforming a clear bubble canopy and has kit bashed parts from F-14 Tomcat and F-16 Fighting Falcon kits. In fact, the pilots are from Hasegawa F-16 kits! He has also wired the kit for LED lights. In effect, he took a solid resin model and heavily modified it to make the kit he wanted in the first place!







Eric's second model, which is a work-in-progress (WIP), is the Travel Pod from "Star Trek the Motion Picture." It is in the process of being significantly modified as can be seen from the following photos.





**Dave Wallace:** Dave brought three examples of varied, but excellent modeling subjects. The first was his effort to do a “free-style” diorama in 1/35 scale which he cobbled together in only two days! Talk about creativity and speed.







Keeping with figure subjects, Dave built a Creative Creatures casting and airbrushed Vallejo acrylic paints. The finished effect is terrific!







Dave's next model is totally different from figures—it's the Zvezda 1/350 scale model of the Russian Protected Cruiser "Varyag" of the Russo-Japanese War. Varyag was scuttled by its crew in 1904 rather than allowing it to be captured by the Japanese in Inchon harbor, Korea. The Japanese ultimately refloated it, salvaged the ship and commissioned it as the "Soya" in the Imperial Japanese Navy in 1907. The Japanese transferred the Soya (nee, Varyag) back to the Russian navy in 1916 during World War I as the Japanese and Russians were allies at that time. It might surprise many people, but the Varyag was built in Philadelphia in 1899! It's a long story so Google it if you're interested. Dave used the Zvezda model as a platform to go crazy by fully updating the kit with almost every available after-market upgrade kit. He used Valleho acrylic paints and a Tamiya panel liner and took three months to built this beauty. Admire his handicraft in the following photos.












**Jeff East:** Keeping with the ship theme, it's Jeff East's turn at the helm. Jeff likes to torture himself by building ships in 1/700 scale. He brought two Pit Road-Skyway 1/700 scale kits tonight consisting of a Liberty ship K31 and the USS Bulkeley DE-51, both from World War II. Both models were brush painted, not airbrushed. Jeff finished the Liberty ship in Royal Merchant Marine camouflage.








The USS Bulkley DE-51 was named for an Aviation Ordnaceman, John Bulkley, who was killed at Pearl Harbor on December 7, 1941.



Here's a photo of the real USS Bulkley DE-51 cruising off Boston, Massachusetts on June 10, 1944.



**Timothy East:** Timothy brought the first model he ever used glue to assemble—a Ban Dai 1/144 scale “At-At” Walker from the Star Wars movie franchise. As a young kid when he built this kit, we have to admire that he did a very good job!



**Jim Decker:** Mr. Decker has a long history as a model builder over many decades. He occasionally brings examples of his excellent modeling skills to our meetings that were built many years ago. Such is the case tonight. Jim brought a Hasegawa 1/32 scale P-51D Mustang kit that he built about 40 years ago. It still looks great, too! He sanded off all the raised panel lines and used household aluminum foil with MicroScale metal foil adhesive to represent the bare metal sections of the airframe. Incidentally, when raised panel lines on silver plastic are sanded off, the panel lines still show through the plastic! No need to rescribe any panel lines. He also used Verlinden resin cockpit parts to dress up this kit, but he had some valid criticism: the Verlinden



parts look fantastic, BUT they are generally too big and need to be cut or sanded down in order to fit in the kit cockpit. Otherwise, being too big, the fuselage halves can't be joined.





Jim is a Civil War re-enactor and studies Civil War history as a serious participant. This interest often spills over to his modeling, too. An example of that was present tonight. Jim brought his diorama of Hazen's Charge through the corn field at Pickett's Mill which took place on May 27, 1864, as part of General Sherman's Atlanta campaign. It took six months for Jim to complete the diorama, but it sure was worth it. Aside from making all the individual corn stalks by hand, all but two of the figures were highly modified by Jim from the base figure model. The figures are based on 1/100 scale resin figures sculpted by Michael Stelzel for the Michael Roberts, Ltd., model company. Needless to say, the diorama is very accurate as to what actually happened on that fateful day.





**Dillon LeBlanc:** Dillon brought three things of interest to tonight's meeting—two models and a real Mauser rifle that he is restoring. Both airplane models were 1/48 scale Kinetic kits being veterans of the Falklands war of 1982 being flown by the Argentines. The first is an IA-58 Pucara.







Dillon's second aircraft is an S-2 Tracker. Both airplanes have yet to be completed or weathered, but they look great.







Dillon's Mauser rifle, based on its serial number, is a 1909 model Argentine Air Force rifle that was probably manufactured around 1912 and appears to have been further modified in the 1950's when the barrel was bored out to 30.06. He's sanded down the stock and is cleaning up the metal gun parts at this stage of restoration.



**James Wilbanks:** James is well-known locally for his amazing dedication to building accurate armor kits. He undertakes extensive pictorial research on the Internet before starting a build and takes all the time necessary to correct any errors or imperfections in the kit. He has spent approximately four months, aggregate, working time over the last 2 ½ years on a Dragon 1/35 scale German Sd. Kfz.164 "Nashorn" from World War II. According to him, it is a poorly molded kit, but worth the effort to "accurize" it for a planned diorama where a Russian KV-1 tank will be shown being destroyed by the Nashorn. He has been experimenting with weathering techniques and using the kit interiors as an artist's palette as seen in the photos below.







**Steven Blok:** Last, but not least, are Steven Blok's Gundam figures. Steven is not the only club member who has an interest in Japanese Gundam figures and equipment, but he's one of the most prolific Gundam modelers we've seen! Most of his Gundam figures are 1/144 Ban Dai kits.



The first figure tonight was his 1/144 scale Ban Dai Force Impulse Seed R Gundam kit. Steve says it's a poorly designed kit in that the top and bottom torso parts don't properly match. Lots of frustration and test-fitting with this kit. Regardless, it looks good when completed—just don't touch it or it'll fall apart.



Next up is the 1/144 scale Ban Dai kit of the MSN-02 Zeong Gundam figure.





Steve brought a non-figure Gundam kit, too. It's a Positron cannon. Pretty wicked looking gun! The cannon scale is not specified in the kit.



The Positron cannon came with the 1/144 scale Ban Dai RG Evangelion Unit 00 DX "Unit Zero" kit. The Unit Zero kit is somewhat delicate, but looks great since Steve used Testors metallic silver and gold leaf paint to complete it. Classy looking Gundam figure.



**RAFFLE: Tonight's raffle prize was a brand new 1/72 scale ICM kit of "The Ghost of Kyiv" Ukrainian Air Force Mig-29 (Kit No. 72140) which was obtained directly from Ukraine. The lucky winner who went home with the kit was one of our newest members, Dave Wallace. Congratulations, Dave!**



The next club meeting will be held on **Thursday, August 11, 2022**, starting at 7:30pm at the First Church of the Nazarene, 916 NE 4 ST, Pompano Beach FL 33060. See you all there!

Tonight's meeting concluded at approximately 9:40pm.

Minutes recorded by Groucho, Chico and Harpo....