

IPMS-Flight 19
November 14, 2019 Meeting

Meeting Place: First Church of the Nazarene
916 NE 4 ST
Pompano Beach FL 33060
7:40pm – 9:45pm

Members in attendance:

Steven Blok	Bill Koster
Butch Bryan	Dillon LeBlanc
Tim Bryant	Eric Olson
Scott Caldwell	Juan Santiago
Don Danforth	Jeff Selker
Jim Decker	Ralph Severino
Jeff East	Mike Skurda
Peter Frearson	Peter Tarpinian
Matt Gerken	James Wilbanks
Eric Gonzalez	Matt Ziegler

Absent: Lynn Delacroix (academic class), David Kennedy (illness),
JT Occhialini (family affair)

The meeting was called to order by President Jeff East at 7:40pm.

Special Acknowledgement: One of our club members, David Kennedy, is undergoing treatment for recently discovered cancer. Jeff East took a “Get Well” video of tonight’s members in attendance and will see that David gets it as soon as possible. We all wish him a speedy and successful recovery! Get well, soon, David!

Birthday Bill: Our oldest esteemed member, Bill Koster, turns 91 years young the day after tonight’s club meeting. So....the club surprised Bill with a red-white-and blue Birthday Cake and a birthday sing-along to commemorate his birthday. Bill was sincerely surprised and wants all the club members to know that he is truly humbled and wants to thank the club for presenting him with the birthday cake. NOTE: Bill, it was our pleasure to be able to have you present for tonight’s meeting. May you attend many more happy meetings!

Flight 19 Christmas Party: As is our practice, the club Christmas Party/Meeting is normally held on a Friday in December instead of our usual Thursday meeting date. The 2019 Christmas Party is now scheduled for Friday, December 6, 2019. Pizza and chicken wings along with salad (and more) is the culinary fare! Cost per person is either \$5 or a new, sealed model kit to be used for raffles—your choice! Come with a big appetite. There will also be tables set up for those who want to sell, buy or trade model kits, so bring lotsa money! The “usual suspects” also were asked to volunteer for set up and breakdown of the room, chairs and tables for the Christmas Party—arrive early and leave late!!!! Mike Skurda said he will be bringing his regular Christmas gift of veggie and meat platters to the party and Peter Tarpinian volunteered to bring a cake, too.

General Discussion:

President East gave a brief summary of club finances which are positive and solvent after major expenses for Modelfest IX 2020 have been funded/paid.

NOTE: Our IPMS chapter renewal is due by the end of 2019 and President East encouraged all Flight 19 members to become card carrying members of IPMS before the end of the year, if they are not already IPMS members.

Some members inquired whether it would be possible to have a room available at the church on a regular basis during the week where club members could get together weekly to build models together and generally shoot the bull. There does seem to be some interest in establishing a regular “build night.” President East said he would talk with the pastor to see about the availability and cost of having a room available for club members and would report back during an upcoming club meeting.

Several members attended and competed in last month’s Modelpalooza contest and show in Kissimmee, Florida. The following members received competitive awards for their model entries: Butch Bryan, Peter Frearson, Eric Gonzalez (2 medals), and Jeff Selker. Congratulations to our model builders.

***Upcoming Show Announcements:**

1/25/2020—Toy Soldier Show, Lake Worth FL

2/8/2020—JAX CON, Jacksonville FL

2/29/2020—Modelfest IX, Flight 19, Pompano Beach FL

3/8/2020—MOPAR Car Show, University Dodge, Davie FL

7/29 – 8/1/2020—2020 IPMS Nationals, San Marcos TX

2021 IPMS Nationals, Las Vegas NV

2022 IPMS Nationals, Omaha NE

“MODELFEST IX 2020”: YES, there will be a Modelfest IX in 2020. **Modelfest IX** will take place on **Saturday, February 29, 2020**, at the **Emma Lou Olson Civic Center in Pompano Beach** (1801 NE 6 ST, Pompano Beach FL 33060).

The contest theme will be anything related to **“CATS.”** Butch Bryan is involved in marketing the contest and is actively (and successfully) soliciting corporate sponsors! Food will be available at the contest venue, but details are still being worked out. More information will follow as it develops in coming months, but start building your kits in anticipation of entering the competition at Modelfest IX 2020.

Butch Bryan has received a commitment from Sawgrass Ford that it will sponsor the trophies for the top three categories (Best of Show, etc.) at Modelfest IX 2020. In addition, plans are being discussed to possibly have a new 1:1 special Ford automobile on display at the Modelfest IX 2020 site! Adam Weinstein previously announced that he is in the process of getting sponsors for all the car categories at Modelfest IX 2020. Anyone interested in sponsoring an individual trophy category may do so and the cost is only \$30 per award/category. Contact Butch Bryan if you are interested or know someone who would be willing to sponsor an award.

Modelfest IX 2020 – UPDATE: Butch Bryan informed the club that he has secured pledges totaling \$800 from sponsors, as of tonight’s date. The contest venue has been contracted and vendor tables are already being spoken for by various vendors. He also stated that there will be a table set up at Modelfest IX 2020 to display built-up Lindberg models during the competition.

***Flight 19 Facebook Page:** <https://www.facebook.com/groups/569054983428871/about/>
Butch Bryan has continued to post photos from our club meetings (including tonight’s meeting) and various contests to our Facebook page. He will continue to add photos and announcements and encourages members to send him photos that they would like to see published on the Flight 19 Facebook page. While our club Facebook page is a “public” page, you need to be a Facebook member in order to access the page.

Butch Bryan, our webmaster-in-training, is in the process of developing a new Flight 19 website. Currently, it can be found at <https://butchbryan2002.wixsite.com/mysite> if any member wants to check it out. Remember, it is under development. Presently, it has links to (1) the IPMS National club website; (2) the Flight 19 Facebook page; and (3) the Models for Troops website.


IPMS Rum Runners: Some members of IPMS Rum Runners apparently meet informally in South Miami each Saturday at 10am at the Micro Macro Mundo hobby shop which is located at 7564 SW 117 AVE, Miami FL 33183. In addition, Rum Runners also holds a monthly formal meeting there, usually on the last Saturday of the month. Members of Flight 19 are welcome to visit at either occasion and the side advantage is that Micro Macro Mundo stocks excellent kits (e.g., Tamiya, Revell, etc.) at reasonable prices. So...if you go for the fellowship, you can also buy nice plastic kits at good prices! P.S.—be sure to bring your passport, remember, it is *South* Miami.

***Show & Tell:**

Peter Tarpinian (Part 1) brought his now completed Lindberg 1/48 scale XF-91 Thunderceptor. He “borrowed” some parts from a Monogram 1/48 scale F-84 Thunderjet kit to upgrade the Lindberg kit—particularly the nose splitter plate, and he improved the exhaust cone using a modified drop tank. Oh...he also used aluminum foil instead of paint to “skin” the fuselage and wings. Impressive for a Lindberg beastie.



Dillon LeBlanc can build a decent kit in record time. To memorialize the aircraft and remember the people lost on Oct. 2, 2019, when the Collings Foundation’s B-17G “Nine-O-Nine” crashed, Dillon built a Revell 1/48 scale B-17G and used aftermarket decals to depict “Nine-O-Nine.” He did a very good job on the kit and it was a heartfelt effort on his part. As a side-note, Dillon had to also repair the kit after his father inadvertently knocked the kit to the floor while it was under construction. Bad dad, bad dad. Dillon is learning new modeling techniques and to this end, he built and detailed the 1/32 scale P&W R-1830 engine that came in Trumpeter’s F4F Wildcat kit. He did this to practice wiring and detailing a radial engine. Most impressive for our youngest modeler!




Butch Bryan Butch's award winning Polar Lights 1/350 scale USS Shayu NCC-2026 was on display primarily to demonstrate the effect of lighting the kit with an aftermarket lighting kit and Tena controls. In a darkened room, the lighting is stunning, including a lighted hangar bay for shuttle craft. That model also includes a lot of scratch building by Butch. Another Modelpalooza award winner by a Flight 19 club member!



Tim Bryant


Tim's tank model was the Dragon 1/35 scale Panzer II from WW II. It is a work-in-progress (WIP), but it has an interior as part of the kit! (Interior photos from last month's minutes.) He has attached the tracks and, as before, reports that the tracks are really small and they are also fragile. Finally, the kit has been weathered!



From a WW II tank to outer space fantasy! Tim brought his AMT 1/2400 scale Romulan warbird kit to the meeting. According to him, the kit has extremely poor fit problems, but he did a great job putting it together. He also lighted the kit and applied various shades of green camouflage to achieve the effects he wanted. Tremendous finished project.



Jeff Selker, a local artist and car modeler extraordinaire, attended tonight's meeting and brought back his award winning AMT 1/24 scale 1967 Mercury Comet Cyclone model. It sports one of his custom airbrush painted finishes and has a scratch built interior and a detailed engine. It is a truly beautiful model and warranted his Modelpalooza award!



Jeff is experimenting with different modeling techniques and brought some examples tonight. He's teaching himself how to produce 3-D models/parts. A 1/24 scale Airfix Suzuki 500 motorcycle kit has been combined with a 3-D printed female rider produced by Jeff. The motorcycle kit went together well and looks great, especially with the mounted rider. He downloaded the software for the rider from the Internet and, after printing it out, cut and repositioned the arms and legs to fit the Suzuki 500. The future of modeling is already here! Jeff is also working on his own 3-D designs. As an example, he brought the parts he's fabricated to do a 1/24 scale Ford flathead resin engine. Keep up the outstanding work! Moving out of the plastic realm and into white metal, Jeff is experimenting with different soldering techniques. He's using a white metal British soldier figure as his test example. Many of the Flight 19 club members who have soldering experience gave him some valuable tips on how to solder miniature figures.



Juan Santiago brought two of his outstanding modeling efforts to the meeting. The first is his AFV 1/35 scale Stryker. He didn't have any negative comments about the kit or constructing it, but he's using aftermarket photo-etched (PE) parts to enhance the kit. He's having a hard time finding a glue that works well with PE parts. Juan intends to try to solder PE parts by using another PE kit for practice. Again, some of the club members with experience using PE parts offered good advice to him on different soldering techniques to use on small parts.



Juan's other model was a Hasegawa 1/48 scale F-86F. He used super-glue instead of liquid glue for a special reason. He used Alclad metal paint for the Sabre's aluminum exterior. In the past, Juan found that if he used liquid glue to put the model together, Alclad metal paints would cause the seams to separate. Not a good thing for the nerves or bad language. Consequently, he uses super-glue instead of liquid styrene glue if he knows he'll be using Alclad paints. On the other hand, he said that the Alclad clear is an excellent final paint coat.



Steven Blok Two of Steven's armor kits were on display this evening. Both are 1/35 scale Dragon kits. The first was a Stug III from WW II. It looks good, but Steven said the magic tracks were a real hassle to build and attach. Still, the kit looks good! The second kit is an American T-28 Super Heavy Tank from WW II. It is a work-in-progress (WIP) and is definitely interesting with four tracks (not talking stereo tapes). It was designed to breach the Siegfried Line, but only two prototypes were ever built and one of those was subsequently destroyed. Only one survives in an armor museum. It will be a really unusual tank model when Steven completes it.



Eric Gonzalez brought his award winning Polar Lights 1/350 scale Klingon Battle-Cruiser from the Star Trek series. It won a silver medal at the recent Modelpalooza contest. It was described in detail in last month's minutes of the October club meeting. His other award winning model was the bust of the Wolfman. It also won a silver medal at Modelpalooza. Eric was surprised, because he thought his Phantom of the Opera bust was a better model.



Last month, Eric won the raffle prize which was an Italeri 1/72 scale SH-3D Sea King helicopter in markings of "Old 66" that picked up the Apollo 11 crew after their successful moon landing mission in 1969. He's hard at work on the helicopter detailing the interior and he has also scratch build a 1/72 scale model of the Apollo 11 space capsule. He got templates for cutting sheet plastic for the space capsule off of the Internet. Really impressive modeling!



Matt Gerken Matt brought two rather unique armor kits to the meeting for discussion. The first, and largest, was his Trumpeter 1/16 scale Panzer IV tank which is a work-in-progress (WIP). It looks exceptionally good, but Matt had no instructions in the kit so it has been a hit-or-miss test of construction. He also obtained a kit of 1/16 scale crewmen from South Korea for the tank. It will be incredibly big and outstanding when he gets it finished.



The second kit on his table was a much smaller Takom 1/35 scale Skoda Turtle WIP armored car. Skodas were used in Poland from 1925 to 1936. Matt attended a seminar at Modelpalooza on how to make stencils for painting models. He was so impressed he subsequently purchased a stencil cutting machine for his own use. The Skoda vehicle small number, red "17," was painted using a stencil that Matt cut using his new machine. We look forward to future stencil projects from Matt. The Skoda can also be seen in two of the photos, above, for size comparison with the giant 1/16 scale Panzer IV tank.



Peter Frearson had two of his older kits on display. The Trumpeter 1/32 scale Me-262 is an out-of-the-box model that Peter completed approximately 15 years ago. It has held up rather well over time. He said it is one of the better Me-262 kits and went together with no problems. He used Aeromaster paints and decals from the late Jerry Crandall for accuracy. It is a rarity for Peter to do a military aircraft with the canopy open, but he got wild and crazy building the Me-262 and did just that. The second oldie goldie was Peter's Tamiya 1/48 scale DH Mosquito from WW II. He built that kit almost 20 years ago and also used Aeromaster paints in the process. It, too, has held up well over time.



Peter Tarpinian (Part 2) As a tribute to Bill Koster, Peter Tarpinian built a 1/48 scale F-101A single-seat Voodoo fighter using the Koster Aero Enterprises conversion kit on a Monogram 1/48 scale F-101B, two-seat Voodoo. He used aftermarket decals by Caracal for the markings. Peter rescribed the completed conversion and used aluminum foil in varying shades to depict the bare metal scheme. As a final visual tribute, he decaled the name of his pilot beneath the canopy—Maj. Bill Koster!



Here are a few random photos of some members (not too scary) attending tonight's meeting.



Raffle: The raffle prize of a Revell 1/670 scale USS Voyager from the Star Trek series was happily won by none other than the great Peter Frearson! Congratulations.



Next meeting will be the club Christmas Party to be held on Friday, December 6, 2019. SAME PLACE, STARTING AT 7:30PM!

Tonight's meeting concluded at approximately 9:45pm (with stragglers hanging around till about 10:00pm).

Minutes recorded by Eric Olson....