

## IPMS-Flight 19 February 9, 2023

Meeting Place  
First Church of the Nazarene  
916 NE 4 ST  
Pompano Beach FL 33060  
7:30pm – 10:10pm

Members and Guests in attendance

Steven Blok	JT Occhialini
Kervin Burroughs	Bob "OD" O'Donovan
Scott Caldwell	Eric Olson
Marco Cruz	Jose L. Rodriguez
Jim Decker	Antonio Rovira-Luna
Jeff East	Giuseppe Santamarina
Timothy East	Mike Skurda
Ness Gomez	Dave Wallace
Eric Gonzalez	Courtenay Wangs
Meir Israel	Shaun Williams
John Montesinos	Matt Ziegler

The meeting was called to order by Jeff East at 7:30pm.

### General Comments:

**\*SPECIAL NOTE: The 50th Anniversary of IPMS Flight 19 is 2023. Our Modelfest 2023 contest and show will honor the club's 50th Anniversary and, according to Butch Bryan, will also serve as the IPMS Region 11 contest for 2023. Modelfest 2023 will be held on April 15, 2023, at the Emma Lou Olson Civic Center, 1801 NE 6 ST, Pompano Beach, Florida 33060. Please be ready to volunteer as general help and, most importantly, as judges for Modelfest 2023. Local model clubs and modelers have generously given of their time as volunteer judges in the past and we look forward to having them help at Modelfest 2023, too.**

Butch Bryan, the wayward Okie from near Muskogee, will be handling the model raffle for Modelfest 2023. He will also be coordinating with IPMS-USA for such things as regional contest requirements, etc., in connection with Modelfest 2023.

**Any members who are going to be donating kits that need to be shrink wrapped for the raffle at our upcoming Modelfest 2023 to BRING THOSE KITS NEEDING SHRINK WRAPPING TO THE MARCH 2023 CLUB MEETING so that JT Occhialini can have time to shrink wrap them before Modelfest 2023. If you have kits to donate that are already shrink wrapped, bring them to the March 2023 club meeting, too, so they can be collected and kept together before Modelfest 2023.**

In connection with the up-coming Modelfest 2023, Danny Price, who is a member of both Flight 19 and the Model Car Creations (MCC) clubs, has requested that I post his edited message, below:

Please mention at the March 2023 Flight 19 club meeting, that I'll be sending an email to the daughter of the late Tom Bost who donated almost 200 models plus books and decals to our Model Car Creations "MCC" club. Anyone who accepted a model from this collection at either the Flight 19 or MMC clubs, if possible, please plan on putting a completed kit on display at the Flight 19 Modelfest 2023 show on April 15, 2023. Danny will be inviting her to attend that show to see that these models have a happy home to fulfill her only wish. If you can, please send him an email to let him know that you plan to attend the show and participate in this display. Danny would like to have a designated area for these models at Modelfest 2023 and would like them to be for display only. Hopefully we can have a good showing.

Danny Price's email address is: [dprice.ga@gmail.com](mailto:dprice.ga@gmail.com) . [Danny has to work the evening of March 9, 2023, and won't be able to attend the March 2023 Flight 19 club meeting.]

**Club Finances:** President East announced that club finances are in the positive and that the club is financially sound.

**2023 Dues:** Dues--\$20 for the entire year--are currently due for calendar year 2023. Jeff East is collecting dues which can be paid in cash, check or cryptocurrency. [Only kidding with the last one, Ed.]

**Local Retail Model Shops:** There was a general discussion about Model Expo which has recently relocated to Miami Gardens, Florida and Micro Macro Mundo (MMM) located in southern Dade County. MMM, a Tamiya distributor, is closing up its retail sales outlet and relocating to a different physical location in Dade County. In the future, MMM is going to be selling exclusively on the Internet; however, local purchasers will be able to pick up their Internet orders at the new MMM location. Additional details will be provided once MMM is up and running at its new site.

**GROUP PHOTOS:** Here is a selection of group photographs to brighten (or frighten) your day! Enjoy the photos.





**Flight 19 Facebook Page:** <https://www.facebook.com/groups/569054983428871/about/>

Butch Bryan has continued to post photos from our club meetings and various contests to our Facebook page. He will continue to add announcements and photos (particularly from the WBW “Work Bench Wednesday” section). He also encourages members to send him photos that they would like to see published on the Flight 19 Facebook page. While our club Facebook page is a “public” page, you need to be a Facebook member in order to access the page.

**IPMS Rumrunners:** IPMS Rumrunners has resumed meeting for face-to-face Saturday breakfast in South Miami. Rumrunners will generally meet after breakfast at either the Micro Macro Mundo retail store or at Maxwell Wee’s “clubhouse” in Hialeah. Details about the locations of the breakfast venues and Max’s “clubhouse” can be obtained from Lonnie Berry (C46A@aol.com) and on the Rumrunners “What’s App” account. Anyone interested in joining the Rumrunners “What’s App” video chat group should also contact Lonnie Berry at [C46A@aol.com](mailto:C46A@aol.com) for details.

**Model Car Creations IPMS Club:** MCC2 meets on the second and fourth Tuesdays of the month starting at 7pm at the following location:

Flippers Cinemas  
7001 Taft Street  
Hollywood FL 33024

For those planning to attend, enter the movie theater lobby and turn to the left. The meeting tables are at the extreme left in an alcove just past the concession stand. Food and drink is available for purchase. Richards Hardware Store, which is located at the southwest corner of the shopping center parking lot, has created a small hobby section in the store that stocks hobby supplies. Please feel free to stop by Richards Hardware Store during regular business hours to purchase those hard to find supplies you need to complete your models.

### **\*Upcoming Show Announcements:**

Note: See the Flight 19 Facebook page and scroll through the “Discussion” section for show flyers:  
<https://www.facebook.com/groups/569054983428871>

**February 10-11, 2023--JAXCON, (Friday night 5pm, all day Saturday), Jacksonville FL**

**March 18, 2023—Pelicon Show 2023, Oldsmar FL**

**April 15, 2023—IPMS Flight 19 Modelfest 2023 (Region 11 Contest), Pompano Beach FL**

**May 6, 2023—Southlandz Model Car Swap Meet & Show, Largo FL**

**June 24, 2023—PAMSCON, Lakeland FL**

**Aug. 2-5, 2023—IPMS/USA Nationals, San Marcos TX**


**October 13-15, 2023—Modelpalooza 2023, Kissimmee FL**

---

**Aug. 14-17, 2024—IPMS/USA Nationals, Madison WI**

**\*Show & Tell:**


**John Montesinos:** John is working on a US Navy diorama in 1/72 scale using three naval fighters that will be depicted flying over open ocean water, mounted on clear acrylic rods. The water base is completed and the aircraft are almost finished, too. Looking good! Keep up the creativity!





**Jeff East for Scott Adams:** Jeff brought Scott Adams' rendition of a Lindberg "Make-n-Take" kit that the club used a few years ago. It's a pretty poor kit of a hypothetical UFO that Scott built and painted as a fire control aircraft for the California Department of Fire. It was photographed by FineScale Modeler magazine at the IPMS National Contest and Show that was held in Columbia, South Carolina in 2016. Scott's model building skills make the model look as if it were easy to construct—NOT. This is a bear of a kit and Scott turned a sow's ear into a silk purse!



**Timothy East:** Tim is showing his creative side, too! He's building some LEGO subjects that look pretty darn good. He's assembled what looks to be a battalion of "troopers" from different time periods. At first, the group looks like a version of a chess game, but it's comprised of multiple troopers in various colors which signify different squadrons or companies. All the LEGO subjects in Tim's collection tonight are in different scales, but they look good together.



Eventually, Tim plans to create a LEGO diorama and these subjects are merely parts of a larger diorama concept. Three items stood out tonight: a TX130 “tank,” a Walker and a Barc Speeder. Here are some photos of each of these LEGO creations by Tim.






**Marco Cruz:** Marco is one of our premier car modelers and it really showed tonight! Here, goes: The yellow car is an MPC 1/16 scale model of an AC Shelby Cobra which is a 40 year old mold. Marco used Gravity Paints, which are made in Spain, because they spray well and exhibit very vivid color depth and density.






Next is a blue Italeri 1/16 scale Mercedes 190 that was painted with Tamiya paints. Looks good, too!




Marco is working on a Model Factory 1/12 scale Ferrari 250 GTO kit which incidentally retailed for \$900 when it was issued. Since Marco is a Ferrari aficionado, this will be a show-stopper when it's completed!



The Porsche 934 is a Tamiya 1/12 scale kit of the race version of the car. Marco intends to modify the kit to represent a civilian street legal version that he thinks will end up being painted in a silver scheme.



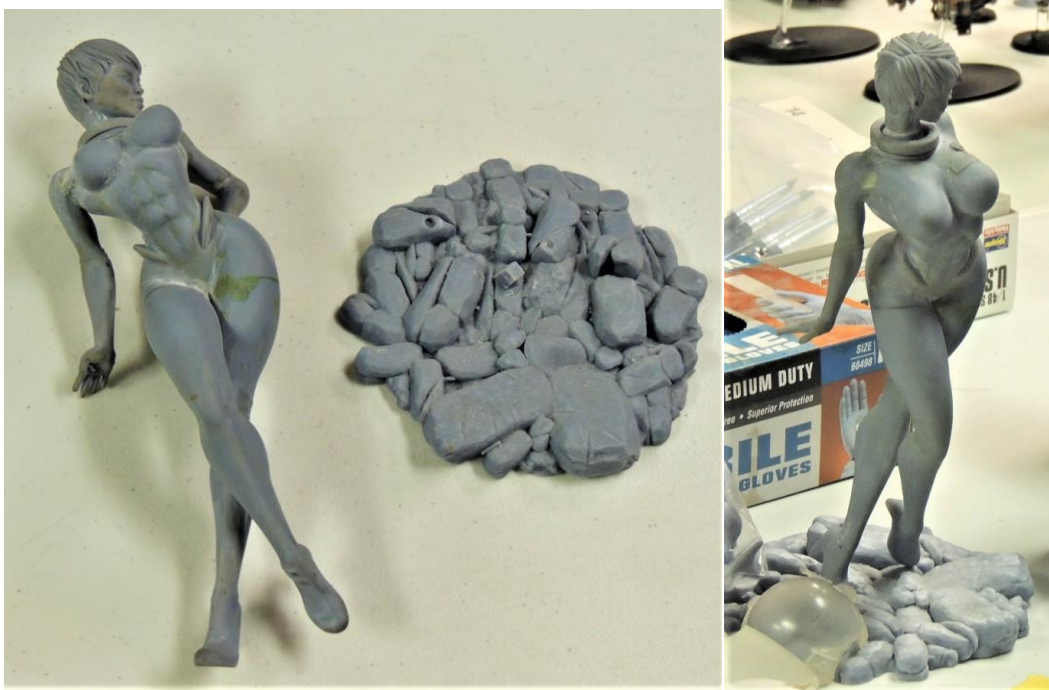
Last, but not least, is Marco's 1/24 scale 3-D printed Mitsubishi Lancer which he's going to build as if it were on an assembly line at the factory. It's hard to see in the solid grey color of the raw plastic, but it is very detailed and will be even more so after Marco gets some more interior panels printed. An unusual, but very interesting concept.



**Shaun Williams:** Shaun brought two very interesting subjects to tonight’s meeting. The first is essentially a “test” model of a 1/32 scale Revell P-47D Razorback fighter from WW II. He really wants to do a 1/32 scale Trumpeter kit of a P-47N long range escort fighter that was used in the Pacific, but is using the Revell kit to test some construction techniques before tackling the P-47N. He’s used a photo sensitive, infrared light catalyst to fill seams and imperfections, but he found out that it is difficult to scribe lines over the hardened catalyst, because it is brittle and cracks. Nevertheless, Shaun has re-scribed the Revell P-47D and also re-done any rivet detail that was lost in the process to more accurately depict surface details.





The eye-catching model that Shaun brought tonight was his 3-D printed 1/8 scale figure of the Nuca Cola girl from the Fall Out franchise. Shaun has a real interest in 3-D printing and has developed significant skill in turning out excellent 3-D products—it shows with Nuca Cola. He has also 3-D printed the base for the figure and some of the weaponry that accompanies the figure. We’re all looking forward to seeing his progress toward completion of this project.





**Dave Wallace:** Dave has finally finished his 1/350 scale Hasegawa kit of the IJN Mikasa battleship. Boy is it a stunner!




Zombies rule....Dave did a 150mm Zombie figure from the apocalypse game "Escape from Stalingrad Z." It's 3-D printed from Ray Box Games and he simulated snow using baking soda. Mmmm....



**Antonio Rovira-Luna:** Antonio is really into war gaming and Dungeons & Dragons figures! He brought an assortment of War Hammer items in 28mm scale by Games Workshop which included Sky Pirate Dwarfs, Skyships and a flagship of the Army. He used acrylic paints on these figures.





Antonio's Dungeons & Dragons figures were 3-D printed in approximately 1/72 scale. The minute detail is exquisite.



**Eric Gonzalez:** Mr. Gonzalez is in the middle of re-working the MRC 1/12 scale Project Mercury capsule into the early version of the Mercury capsule with round port-hole windows. He's also super detailing the interior of the capsule which is where he's spending most of his modeling efforts. This work-in-progress (WIP) will be fantastic when completed. Where's Alan Sheppard







Eric is also working on a Revell approximate 1/48 scale “At-At” walker from the Star Wars franchise. Right now, it’s in pieces, but is progressively coming together. It’s going to be a rather large model when completed. The solid grey color is problematic when it comes to differentiating color tones and detail, but Eric is an expert at doing mono-tone paint schemes and bringing them to life.



**Meir Israel:** What an eclectic collection of models from Meir tonight! Everything from futuristic US Navy fighters to Gundam figures, “Egg Plane” models, and Star Wars fighters, too. First up is a Hasegawa 1/72 scale kit of a VF-19A “Macross Plus” SVF-569 Lightning fighter with high maneuver missiles. The model is in a US Navy fighter squadron scheme and, according to Meir, the decals “stink.” Regardless, he’s doing a great job with the WIP model.



Meir's Debon "Master Size" Gesta Gundum warrior in 1/100 scale is a study in applying camouflage. Aftermarket masking decals were utilized to achieve the camouflage effect, but it sure seems like it would have been quite tedious to apply the decals.



Hasegawa is known for producing a comical series of models called "Egg Planes." Meir did the V-22 Osprey kit and it is definitely tiny, but cute. The Hasegawa decals are terrible in this kit, per Meir.



There was also a Plane Toy kit of a multi-colored Star Scream figure. A complicated, but colorful looking model that looks very similar to a Gundam figure.



Meir's final display model is a Star Wars Bi-Wing fighter depicted as the Blue Squadron with invasion stripes. He used the hairspray technique to achieve the chipped paint effects. Meir says to use the cheapest hairspray you can find ("Aquanet" brand in his case) and decant it for spraying purposes.



**Courtenay Wangs:** Courtenay brought a WIP kit tonight. It's a 3-D printed kit by Randy Cooper of a 1/24 scale Shuttle Seeker from the "Space Academy" show. It will be approximately 18 inches long when completed! Don't forget to park your 1/24 scale 1955 Ford Thunderbird convertible next to it when completed (only kidding).



One of our newest members, Jose L. Rodriguez, kindly donated a number of armor kits tonight that were raffled off at no cost to the club members! A good time was had by all and it was a very nice gesture on Jose's part to donate the kits to the club members. Somehow, we will find a way to reward him for his generosity. Thanks, Jose!

**RAFFLE: Tonight's raffle was supposed to be a 1/48 scale Academy kit of a B-25C Mitchell bomber from World War II. (It's actually the terrific Accurate Miniatures mold!) Unfortunately, the raffle had to be post-poned, because Jeff East left the kit at his house when he left to come to tonight's club meeting. Sounds suspicious to Chickey P. LOL**

**The next club meeting will be held on Thursday, March 9, 2023, starting at 7:30pm at the First Church of the Nazarene, 916 NE 4 ST, Pompano Beach FL 33060. See you all there!**

Tonight's meeting concluded at approximately 10:10pm.

Minutes recorded by Chickey P. Garbonzo....