

**IPMS-Flight 19
February 11, 2021**

Meeting Place: First Church of the Nazarene
916 NE 4 ST
Pompano Beach FL 33060
7:30pm – 9:45pm

Members and Guests in attendance

Debbie Blok	Jeff Kleinhenz
Doug Blok	Dillon LeBlanc
Steve Blok	Mark Mirin
Butch Bryan	JT Occhialini
Tim Bryant	Eric Olson
Scott Caldwell	Mike Salazar
Jim Decker	Mike Skurda
Jeff East	Adam Weinstein
Timothy East	Matt Ziegler
Eric Gonzalez	

The meeting was called to order by President Jeff East at 7:30pm.

SPECIAL NOTE: THIS IS THE FIFTH FACE-TO-FACE CLUB MEETING SINCE THE COVID-19 NATIONAL HEALTH EMERGENCY WAS DECLARED IN MARCH 2020 (We resumed face-to-face meetings in October 2020, requiring facemasks and social distancing.)

SPECIAL ANNOUNCEMENTS:

****President Jeff East** announced that, due to the disruptive effects of the Covid-19 pandemic, he has decided to delay his “retirement” as President of IPMS Flight 19; he is now stepping down, effective, January 2022. As with his predecessor, Peter Frearson, many years of dedicated service takes its toll on family and work (as well as mental health!). So, with perpetual gratitude and respect to Jeff, **the club will have a little less than a year to help someone decide to take over the presidential mantel in 2022.** Jeff’s not leaving, just going back to being a modeler and a member! His gesture in delaying his “retirement” is generous and will alleviate some of the pressure on the club regarding future officer elections and IPMS charter renewal.

CHURCH COVID-19 PROTOCOL: The First Church of the Nazarene has adopted face-to-face protocols while the Covid-19 virus is still rampant in our community. Fortunately, the church was recently able to authorize face-to-face meetings on its premises. The club meetings have been designed to conform with the face-to-face protocols as follow:

*All members will be required to wear face masks during the meeting, except when presenting their models during “show and tell”

*Long tables will be set up at the front of the room, sufficiently separated from seated club members, so members can set up and display their models for “show and tell” and maintain social distancing

*Member seating will be spaced apart by at least 6’ and, if we are using an exceptionally large room, seating in separate rows will be staggered in order to maintain social distancing without obstructing anyone’s view of the model table while they are seated

*No food allowed, but sodas and snacks such as candy bars can be consumed on premises

2021 REGIONAL CONTEST FOR IPMS REGION 11: IMPORTANT INFORMATION

Flight 19’s Modelfest X 2021 will be the 2021 Regional Contest for IPMS Region 11. It will be a one day event, that was originally scheduled to be held on Saturday, MARCH 6, 2021, at the Emma Lou Olson Civic Center, Pompano Beach, Florida. However, due to the Covid-19 pandemic, Modelfest X 2021 HAS BEEN POST-PONED until at least JUNE 19, 2021. At the present time, the City of Pompano Beach has not been able to confirm the June 19, 2021, date due to the pandemic, although the City is unofficially holding that date for the club event.

GROUP BUILDS: The club is engaged in **TWO** group build projects. There is lots of room for creativity in the **first group build**. There is no modeling subject specified for the build. Instead, participants will construct a diorama of their choice on an 8” X 10” diorama base. There are no height restrictions, but the diorama subject cannot extend past the edges of the 8” X 10” base. The **8” X 10” diorama base “contest”** will be held during the **April 2021 meeting on April 8, 2021**. The **second group build** is easier to define—just build any Snap-Tite type of kit and try to make it look as good as possible. Participants are advised to choose their subject kit and start building as soon as possible. **The “contest” date for the Snap-Tite build will be determined after the April 2021 club meeting takes place.**

Flight 19 Facebook Page: <https://www.facebook.com/groups/569054983428871/about/>

Butch Bryan has continued to post photos from our club meetings (including tonight’s meeting) and various contests to our Facebook page. He will continue to add photos and announcements and encourages members to send him photos that they would like to see published on the Flight 19 Facebook page. While our club Facebook page is a “public” page, you need to be a Facebook member in order to access the page.

Butch Bryan, our webmaster-in-training, is in the process of developing a new Flight 19 website. Currently, it can be found at <https://butchbryan2002.wixsite.com/mysite> if any member wants to check it out. Remember, it is under development. Presently, it has links to (1) the IPMS National club website; (2) the Flight 19 Facebook page; and (3) the Models for Troops website.

IPMS Rumrunners: Due to the COVID-19 National Health Emergency ban on large group meetings in Miami-Dade County and the increasing incidence of COVID-19 cases in south Florida, members of IPMS Rumrunners have recently suspended, until further notice, face-to-face Saturday breakfast meetings at the Chuck Wagon Restaurant in South Miami. Rumrunners has also suspended, until further notice, its Saturday informal meetings/gatherings at the Micro Macro Mundo (MMM) hobby shop in South Dade which has also stopped allowing “walk-in” customers due to county pandemic rules. (MMM recently announced it is now carrying the AK brand of airbrush paints.) Anyone interested in joining the Rumrunners “What’s App” video chat group should contact Lonnie Berry at C46A@aol.com for details.

Club Finances: President East highlighted expenses which consisted primarily of reimbursing Butch Bryan for out-of-pocket disbursements that Butch made in conjunction with our successful Modelfest IX 2020. After all expenses, the club finances remain solvent and sufficient to fund anticipated future expenses regarding the 2021 Regional Contest for IPMS Region 11 (Modelfest X 2021) which is being sponsored by Flight 19.

Club Dues: Club dues for 2021 are now payable. The annual dues are \$20 and can be paid at the March 11, 2021, club meeting.

David Kennedy: David underwent cancer surgery in November 2020 and, happily, reports that the surgery was successful. He is undergoing rehabilitation and is being taught how to use his voice generating apparatus. David had a meeting with his oncologist on January 28th at the Cleveland Clinic and his doctor is very pleased with his continuing recovery. David thanks all of us for our thoughts, support and prayers. His next oncology appointment is scheduled for April 29, 2021. Keep up the good work, David, and get well soon!

Bereavement Notice: We were recently notified that Adam Weinstein’s father unexpectedly passed away a couple of days after our February meeting due to complications from Covid-19. Unfortunately, Mr. Weinstein’s death illustrates just how deadly the pandemic can be when it can strike down one of our member’s close relatives. Flight 19 extends its collective, deepest sympathies to Adam’s family in this time of need.

***Upcoming Show Announcements:**

6/19/2021—Modelfest X 2021 REGION 11 Contest, Pompano Beach FL (TENTATIVE DATE)
10/22-24, 2021—Modelpalooza, Kissimmee FL

2021 IPMS Nationals, Las Vegas NV
2022 IPMS Nationals, Omaha NE
2023 IPMS Nationals, San Marcos TX

Hobby Industry News:

***Model Expo:** Model Expo is primarily an online retailer of wood ship model kits, plastic model airplane, ship and car kits, and supplies and accessories. Model Expo has announced that it is **opening a walk-in retail “Vintage Kit and 2nd Hand” superstore on Saturday, Feb. 20, 2021, in Miami**. It is anticipated that if the grand opening is successful, the walk-in retail store will be open on successive Saturdays. What is unusual is the pricing: kits are being sold by the ounce (oz.). Kits that have been opened sell for \$1.00/oz. and sealed kits go for \$1.50/oz. Also, NO CASH transactions—only credit and debit cards will be accepted for payment. **Details are shown in an attachment to these minutes.**

***West Coast Hobby Shops:** Butch Bryan reported that he made a recent “West Coast” trip to visit **Victory Models** at its new location in Fort Myers Beach and **Family Hobbies** in Naples, Florida. (To stem the spread of Covid-19, Family Hobbies has been requiring face masks and has hand sanitizer available for use by customers.) Generally, online purchases are possible if anyone wants to order models or supplies from these hobby shops. Butch said that **Victory Models** has a new owner and has finally relocated to 17274 San Carlos Blvd., STE 211, Fort Myers Beach FL 33931 [Telephone (239) 332-0422]. The venue is smaller than its old shop and they are still unpacking stock, but there is a great selection of kits, paints, model magazines and aftermarket goodies. Victory has a split emphasis on modeling with about half the store devoted to model trains and the other half serving plastic model aircraft and related interests. All-in-all, Butch said it is a worthwhile trip if anyone wants to drive over to Victory Models. **Family Hobbies** in Naples, Florida is also worth visiting if you go over to the west coast. Family Hobbies has plastic kits, and also sells various supplies, including plastic stock such as Evergreen Plastics. While Family Hobbies is a small venue it, too, is worth visiting on any trip to the West coast.

General Discussion:

***Model Contests:** Generally, model contests have been canceled due to the Covid-19 pandemic. It appears that the first contest that *may* be held could be Flight 19’s Modelfest X 2021 REGION 11 Contest which has been **tentatively** re-scheduled for June 19, 2021, in Pompano Beach, Florida. Hopefully, the Covid-19 crisis will be under control by then so our contest will be able to be held as scheduled. Currently, however, the City of Pompano Beach is not able to absolutely guarantee that the Emma Lou Olson Civic Center will be able to open by that date. If June 19, 2021, does materialize, there should be a great deal of interest among local and state model clubs and modelers to attend the Modelfest X 2021 REGION 11 Contest in June.

***Modelfest X 2021 REGION 11 Contest:** Progress is being made “behind the scenes” despite the Covid-19 virus restrictions and the lack of a confirmed event date by the City of Pompano Beach. Butch Bryan has previously announced that a 3-D printer has been donated for the Modelfest X 2021 raffle. THAT should generate a lot of interest in the contest by itself! He also said that he is making good progress in getting sponsors for the contest. A **“Koster” Category** has been added to the contest to honor our late member, Bill Koster. Any model designed by Bill while he was at Monogram Models or through his Koster Aero Enterprises (KAE) vac-formed model company will

qualify for consideration in the “Koster” category. The overall **Contest Theme** will be anything to do with “**Comics.**” There will also be a special contest category for Supermarine Spitfire models due to 2021 being the 85th anniversary of the Spitfire fighter plane. Butch Bryan is also working on seeing if we can get a speaker from the Fort Lauderdale Naval Air Station Museum to make a presentation on the history of Fort Lauderdale International Airport and its relationship to the US Navy, particularly during World War II. (President George H.W. Bush received some flight training at NAS Fort Lauderdale before deploying to the Pacific in WW II.) Details to follow in subsequent club meetings!



***Weathering Discussion:** There was a very lengthy discussion about weathering aircraft models that took place between Jeff East (novice) and Jeff Kleinhenz (expert). To keep the details short, essentially, they agreed that the base paint, e.g., acrylic, enamel, lacquer, etc., determines what type of paint/thinner to use for the weathering paints. Jeff Kleinhenz likes to use oil paints for weathering panel lines and he uses odorless Turpenoid thinner when using oil paints. He also weathers using Payne’s Grey for panel lines when the base coat is a light grey or silver. [Note: Jeff says that Statler pigment liners, available at art supply stores, will not run when the latest iteration of Future floor wax is used as a sealer, for those who wish to use a pen to ink lines.] Both Jeff East and Jeff Kleinhenz use Future floor wax, which is acrylic, to seal base color coats when they are either enamel or acrylic based paints. Jeff Kleinhenz weathers on top of the sealed base colors with oil paints thinned with Turpenoid. In addition, Jeff says that “less is more” when you are weathering to get the effect of good weathering.


The discussion was so interesting that club members were able to cajole Jeff Kleinhenz into “volunteering” to give a “How To” demonstration on weathering panel lines at our upcoming March 11, 2021, meeting. Be there or be square!

***Show & Tell:**

Jeff East: Jeff intended to bring his new Bandai kit of a Star Wars “At At” which he stored in a Tupperware container for easy access. Unfortunately, his lovely wife, Kathy, also stored a very nice 1:1 pork chop in a similar Tupperware container. Guess which one Jeff picked up to bring to the club meeting. LOL In order to spare the readers an incredibly gross photo of a pork chop, there is no evidence of Jeff’s “Show & Tell” included in tonight’s minutes.


Eric Gonzalez: Mr. Gonzalez has been working on a 1/144 scale Moebius model of the Discovery spaceship from the movie, “2001: A Space Odyssey,” for a few months, also incorporating some very interesting and detailed aftermarket parts. He made a very dramatic entrance tonight when he knocked the model and dropped it on the floor. No chaos, however. The model was undamaged, in large part, due to the fact that Eric overcoats all the small parts with acrylic Future floor wax after they have been painted and installed. A nifty idea that actually saved his model from being damaged “after the fall.” At its present stage, the Discovery is complete and ready for paint. Eric promised that it will be painted by the time the March club meeting arrives.







If you look carefully, you can see blue uniforms hanging from a clothes rack in the right rear section of the circular opening! The interior parts were protected by being coated with acrylic Future floor wax after they were painted and installed by Eric Gonzalez.

Butch Bryan: Sometimes we think Butch is a masochist by virtue of the kits he chooses to build. Tonight is no exception. He is continuing to work on an AMT 1/650 scale USS Enterprise model from the Star Trek franchise. His description of the kit: Horrible with both fit and accuracy problems. Regardless, he is doing a very nice job in finishing the model. He's using "Wallpaper" decals to simulate the different color patterns on the exterior tiles—he usually tapes the individual tiles and paints them instead of using commercially available decals. The effect of the decals is very good, but he had to do a lot of work to get the model ready for decaling. Butch used Vallejo putty (lots of it) as well as Epoxy Sculpt to fill seams and to correct outline and detail errors in the kit. For paint, he is using Testors spray cans of Flat White and Pearl White. Nice job!



Mark Mirin: Mark brought two work-in-progress (WIP) model kits tonight. The first is his Trumpeter 1/35 scale M1142 Hemitt tactical fire fighting truck which was displayed at last month's meeting. This kit has a total of 722 parts and is, frankly, over-engineered. On the other hand, there is lots of detail and Mark says he is having fun building the kit. (That's what scale modeling is all about!) He has decided to paint the fire truck in overall NATO green color, but some of the club members told him they have also seen photos of the fire trucks in a yellow paint scheme. We just might see a yellow fire truck in the distant future.




These are interior and exterior cabinet sections for the M1142 fire truck! There are lots more parts to paint and put together....

The second model that Mark brought was a kit bash/conversion of two Italeri 1/48 scale CV-22 Osprey kits and an Italeri 1/72 scale C-130 Hercules kit. He is creating a fantasy model of an assault plane that uses two wings, four engines and the horizontal stabilizer from the CV-22 Osprey kits and the fuselage of the C-130 kit to end up with a staggered, horizontal biplane configuration that he saw in a fantasy drawing. As goofy as this sounds, the WIP is really interesting and has a lot of appeal. He says the Italeri Osprey kit is inferior to the Hobby Boss 1/48 scale kit of the MV-22 Osprey and he has a Hobby Boss kit on order now. This will be a real eye-opener when it is completed.






Tim Bryant: Tim brought some really interesting models for tonight's Show & Tell. The first is an AMT 1/1400 scale Klingon Battle Cruiser from the Star Trek franchise (see a pattern here?). He said the kit took lots of puttying and he's lighted it with fiber optics. There is a lot of interior room in the kit for installing the lighting harness and the model looks great when powered up.






The next two kits that Tim brought are related to each other. They have both been 3-D printed by Tim. He purchased software off the Internet to print out a 1/192 scale Star Fury space ship from the Babylon 5 television series. The total cost breakdown is as follows: Elegoo 3-D printer \$200; software \$75 and \$12-\$14 in material. It took about 16 hours to print the Star Fury. Tim says that learning the 3-D printer has been relatively easy since a lot of it is intuitive. Easy for him to say. LOL




Tim became experimental with the second 3-D printed model. He re-scaled one of the four engine pods on the Star Fury, using the software for the kit, to make a 1/48 scale engine pod. Pretty impressive work.



Dillon LeBlanc: Dillon is a prolific model builder and he brought two models to the club meeting. The first is a Revell/Matchbox 1/72 scale DH Twin Otter that he has done as an “island” plane at his mother’s request. He hand-painted the fuselage designs and used spray can paint for the mail colors. The kit went together well, but Dillon said that the kit floats should be “leveled” more, because they appear to be angled too high. The second model is an ICM 1/48 scale kit of a Beechcraft 18 that he has attempted to replicate a real-life Twin Beech that operates out of the Fort Lauderdale Executive airport. He said that he used Gorilla Glue brand super-glue as a filler and it worked very well—just don’t let it harden too long before sanding. Nice looking planes!





Jeff Kleinhenz: Jeff likes to model armor vehicles and tanks, although he also dabbles into other genres that interest him. He brought three 1/48 scale Tamiya armor kits tonight. He likes the Tamiya 1/48 scale kits since he feels they are designed to be built, easily assembled, and result in nice looking finished models. As he says, they are delightful and fun to build. Jeff used AK metallic paints on the models and he says they go on smoothly; he recommends them. The first model is an M1A2 Abrams tank with markings typical of those used during Operation Iraqi Freedom in 2003. It's basically out of the box (OOB) except for brass antenna replacements and he used Tamiya paints.



The second tank is a Russian T-55. Jeff added metal cables and used oil washes for weathering.



The third armored vehicle is a Japanese tank destroyer—the equivalent of a US Army Stryker—that wields a 105mm NATO gun.



Steve Blok: Tonight's last model presentation is also armor related, albeit a bit different. Steve did a Bandai 1/144 scale OZ-0⁺MS Leo Mobile Suit from the future. The second kit, actually by Debbie Blok, is a Meng "toon tank" kit of an M4A1 Sherman tank from WW II. The scale is not specified, but who cares with a "toon tank"! Both look good and were fun to build.



Group Photos: Here are a selection of group photographs to brighten (or frighten) your day! Most of the member photos show the consistent use of facemasks, in accord with church Covid-19 protocols. You can also see how the club is practicing social distancing during the meeting. Enjoy.





Raffle Prize: Tonight's raffle prize was a set of AK airbrush paints which was won by a very surprised and happy Mark Mirin, one of our newest members. Congratulations, Mark!

The next club meeting will be held on Thursday, March 11, 2021, starting at 7:30pm at the First Church of the Nazarene, 916 NE 4 ST, Pompano Beach FL 33060.

Tonight's meeting concluded at approximately 9:45pm.
Minutes recorded by Eric Olson....



For more information visit: <https://modelexpo-online.com/store.html>

FREE PARKING: There is parking in front of the store location and on the second story parking lot behind the building which can be accessed from NW 21 Terrace.

**Only CREDIT and DEBIT cards accepted for payment—NO CASH purchase transactions
No Returns or Exchanges—All Sales are Final**

Open plastic kits sold \$1.00/oz., Sealed plastic kits sold \$1.50/oz.

In addition to plastic kits, the following subjects are also stocked:

Heljan Model Railroad Structures	Factory sealed kits at \$2.00/oz.
Model Trains, all gauges	Rolling stock \$2.00/oz., Locomotives (A&B) \$3.00/oz.
	Railroad structure kits boxed (sealed or not) \$2.00/oz.
Sports figures	\$1.50/oz.
Loose G.I. Joe	Vehicles \$1.50/oz.
	Broken and incomplete big vehicles, armor, etc., \$1.00/oz.

Masks required for entrance*Social Distancing Required*Occupancy rules followed – maximum 15 customers at once*Premises sanitized*Hand sanitation provided