

**IPMS-Flight 19
April 14, 2022**

Meeting Place
First Church of the Nazarene
916 NE 4 AVE
Pompano Beach FL 33060
7:50pm – 9:30pm

Members and Guests in attendance

Robert Barkoski	Meir Israel
Debbie Blok	David Kennedy
Steven Blok	Mark Mirin
Tim Bryant	Eric Olson
Lynn Delacroix	Danny Price
Jeff East	Mike Skurda
Eric Gonzalez	Matt Ziegler

The meeting was called to order by President Jeff East at 7:50pm

***SPECIAL NOTE: The 50th Anniversary of IPMS Flight 19 is 2023. Our Modelfest 2023 contest and show will honor the club's 50th Anniversary and, according to Butch Bryan, will also serve as the IPMS Region 11 contest for 2023. The tentative date for Modelfest 2023 is Saturday, March 4, 2023. Butch Bryan, the wayward Okie from near Muskogee, will be handling the model raffle for Modelfest 2023. He will also be coordinating with IPMS-USA for such things as regional contest requirements, etc., in connection with Modelfest 2023.**

Modelfest 2022 Update:

Financial figures will be finalized and disclosed at the May 2022 meeting, but it appears that the club did have a positive outcome, after all expenses, from Modelfest 2022. Final financial figures are not yet available—The club still has not been billed by the Civic Center and the bill for the trophies has not been finalized or paid. Despite these pending expenses, the club finances remain solvent and it appears that there will also be a positive gain from Modelfest 2022 when final figures are determined. Whew! According to President East, final financial results should be available at the May 2022 meeting.

Pompano Beach Civic Center: President East reports that, at this time, the Pompano Beach Civic Center is still going to implement a 90-day maximum lead time for committing to lease the Civic Center premises for future events. This limitation is NOT feasible for any future Modelfest contest/show, because a longer lead time is needed to get such things as commitments from vendors, to have trophies manufactured and to prepare and disseminate advertising, etc. The City of Pompano Beach is willing to find an alternative venue for Flight 19's future Modelfest contests/shows which will have longer lead times for committing to lease facilities, but details

are still being finalized. President East stated that he feels these issues will be resolved by the next Flight 19 monthly meeting on May 12, 2022.

Book Sale Results: JT Occhialini sent word that the club netted \$104 from the sale of aviation related books donated by Ed Ludwick through sales at club meetings and at Modelfest 2022. Due to JT's inability to attend the April 2022 meeting, there are still some unsold books and they will be offered for sale at the upcoming May 2022 meeting, with the remainder being donated to a local library.

Book Swap Next Month: President East announced that a "Book Swap" will be part of next month's club meeting. Bring duplicates of any interesting books you own to the meeting and swap them for others that interest you that other club members bring to the meeting. Let's see how this "Book Swap" works out—maybe it can be a part of each club meeting.

GROUP PHOTOS: Here is a selection of group photographs to brighten (or frighten) your day! Enjoy the photos.





Flight 19 Facebook Page: <https://www.facebook.com/groups/569054983428871/about/>

Butch Bryan has continued to post photos from our club meetings and various contests to our Facebook page. He will continue to add photos and announcements and encourages members to send him photos that they would like to see published on the Flight 19 Facebook page. While our club Facebook page is a “public” page, you need to be a Facebook member in order to access the page.

IPMS Rumrunners: IPMS Rumrunners has resumed meeting for face-to-face Saturday breakfast in South Miami. Rumrunners will generally meet after breakfast at either the Macro Micro Mundo retail store or at Maxwell Wee’s “clubhouse” in Hialeah. Details about the locations of the breakfast venues and Max’s “clubhouse” can be obtained from Lonnie Berry (C46A@aol.com) and on the Rumrunners “What’s App” account. Anyone interested in joining the Rumrunners “What’s App” video chat group should also contact Lonnie Berry at C46A@aol.com for details.

Model Car Creations IPMS Club: MCC2 meets on the second and fourth Tuesdays of the month starting at 7pm at the following location:

Flippers Cinemas
7001 Taft Street
Hollywood FL 33024

For those planning to attend, enter the movie theater lobby and turn to the left. The meeting tables are at the extreme left in an alcove just past the concession stand. Food and drink is available for purchase. Richards Hardware Store, which is located at the southwest corner of the shopping center parking lot, has created a small hobby section in the store that stocks hobby supplies and some plastic kits. Please feel free to stop by Richards Hardware Store during regular business hours to purchase those hard to find supplies you need to complete your models.

*Upcoming Show Announcements:

April 29 – May 1, 2022—IPMS Spacecoast Model Fest 2022/ IPMS Region 11 Contest
Cape Canaveral FL

June 25, 2022—PAMSCON, Plant City FL

July 20-23, 2022--IPMS Nationals, Omaha NE

October 7-9, 2022—Modelpalooza, Kissimmee FL

2023 IPMS Nationals, San Marcos TX

*Show & Tell:

Eric Gonzalez: Mr. Gonzalez had four models to display tonight—three completed ones and a single work-in-progress (WIP). His WIP is a Monogram 1/72 scale kit of an EF-111A Spark Vark. He obtained the kit during one of our club kit sales and a separate set of Microscale aftermarket decals were found in the kit after he opened the box! He's rescribed and re-done the rivet detail and has completed the cockpit and gear bays at this stage. The basic colors have now been applied and it's practically ready for decaling. He's rescribed the panel lines and opened one-half of the canopy to be able to show the cockpit (which is pretty good straight from the kit box). Two scribing tools were used: a Tamiya scribe for thicker lines and a Trumpeter scribe for thin lines. Eric said that a sewing needle in a pin vise would also be a good substitute for the Trumpeter scribing tool.





The next two “models” are 52mm (1/32”) white metal figures of Spock and Captain Kirk from the Star Trek TV franchise. They were painted with acrylic paints in accord with a related article that appeared in the May 2018 issue of “FineScale Magazine.” They were prepared so they could compliment the fourth model—an AMT 1/32 scale Shuttle Craft from Star Trek!



Eric did a lot of work on the Star Trek Shuttle Craft, including wiring and lighting it along with lots of surface prep and sanding. There are no external electrical wires and the battery is also located inside the vehicle! In order to be able to detach the model from its stand with no hassles, he affixed a magnet inside so that the shuttle is held on to the stand magnetically! Pretty clever guy, that Eric!



Meir Israel: Meir brought two models to display tonight. Keeping with the Sci-Fi theme, he brought a Ban Dai 1/72 scale A-Wing fighter from the Star Wars movie franchise. Meir used Bare Metal Foil brand foil for the metallic surfaces and utilized pre- and post-shading when painting. It looks really good, too!






The second Sci-Fi kit that Meir brought was a Ban Dai 1/100 scale Freedom Gundam Ver. GCP [ed., Don't ask me to explain it.] He painted the model despite the fact that it comes pre-painted, just to make it look like HE wanted it to look. The entire model came out wonderfully! He had to order this model from Japan which cost about \$45-\$55, plus \$10 shipping. In addition, Meir purchased decals (\$22) to replace the "stickers" supplied in the kit and also bought a separate base (\$20). A dedicated Gundam modeler is he.





Debbie Blok: While recuperating from some recent surgery, Debbie built a McFarlane 468 piece Lego kit of "Dale's RV" from "The Walking Dead" TV series on AMC. The RV is a Winnebago and the kit includes Walking Dead figures and lots of accessories, all in Lego blocks that are pre-

Painted. The kit/diorama came out looking realistic, too! It also served a great purpose in helping Debbie through her recuperation.





Steven Blok: Steven is probably our premier Gundam modeler in the club and he didn't disappoint anyone with tonight's selections. The first model was rather large being a Ban Dai 1/72 scale kit of a "MS-06R Psycho Zaku II Ver.Ka" from the "Gundam Thunderbolt" movie. [Ed., Gundam movies can be watched on the YouTube.com site, per Steven.] This was his first time weathering a Gundam model, even though the plastic comes on various colored sprues. It took Steven approximately one month to construct and the kit cost \$130 at a local Sci-Fi comic store.





Steven built the “Psycho Zaku” model to honor his late father, who was also a member of Flight 19. To accompany the model, he did his first painting of a scene in outer space, because his father also used to paint space/cosmos scenes. Steven’s first attempt was very professional and should be a part of his future space modeling projects! Keep up the good work!




Next on the Blok, is Steven’s Ban Dai 1/144 scale Gundam Barbatauris model. He built this working 24 hours, straight-through, to give to his mother, Debbie, before her recent surgery. It sure worked to get her in a positive mood for her successful surgical outcome!



The last Gundam kit from Steven, tonight, was the Ban Dai 1/144 scale Celestial Being, Mobile Suit, GNT-0000 Quanc[T] model from the movie, "Gundam Double Oh." Pretty nifty kit.






No Sci-Fi collection could be complete without a UFO and Steven built an Atlantis kit of a UFO that was Encountered over Monument Valley. The kit is rather simple to build and results in a flying saucer that is about 5" in diameter.





Matt Ziegler: According to Matt, this is the first kit that he has actually completed in ages! Isn't that something that can be said of most of us? LOL Anyway, in Matt's case it's true. He received, as a gift from his wife, a Wood Trick kit of a laser cut, wood hot rod! It took him approximately 10 hours of time to complete and, even though it is made of wood, no glue was used. It is held together with toothpicks! In addition, it is working kit in that it is self-motivated. Matt said it was extremely fun to build and he just may build some other wood "mobile" kits in the near future. It looks really good and is amazing with all the moving parts, including engine pistons.





Robert Barkoski: Last, but definitely not least, is Robert Barkoski's "Trump Tank." Robert was inspired to build his "Trump Tank" after seeing a cartoon poster of former president Trump standing upon a wildly decorated tank.



He isn't interested in making any political statements—he was just fascinated by the potential of building the tank as a center-piece for a discussion in modeling. So...he acquired an Academy 1/35 scale M1 Abrams tank kit for about \$18 and went to town trying to reproduce in model form, what was depicted in the cartoon poster. The model took him approximately two months to build and he employed many modeling skills and techniques. Enamel paint was used, involving complicated masking and, since Robert is very adept at using computers, he cut masks for painting printed words and designs and presidential seals. Molotov metallic paint pens were used to paint the tank treads gold as well as the turret hatch covers and trim, while he printed miniature \$100 bills and McDonald's Big Mac boxes to be placed atop the turret and deck. He left a lot of blank space on the tank fender skirts, because they make great places for applying any future political slogans and ads. Look closely at the photos, you'll be amazed at what Robert has achieved in humor in miniature modeling.







RAFFLE: Tonight's raffle prize was won by Meir Israel who was very happy to take home the new ICM 1/48 scale kit of the OV-10A Bronco. Go for it!

The next club meeting will be held on **Thursday, May 12, 2022**, starting at 7:30pm at the First Church of the Nazarene, 916 NE 4 ST, Pompano Beach FL 33060. See you all there!

Tonight's meeting concluded at approximately 9:30pm.

Minutes recorded by Chickey P. Garbonzo....